



**GEO
INSTRUMENTS**

Hillcrest Weekly Vibration Monitoring Report

For Fort Partners

04/08/2024 to 04/15/2024

Project Narrative

PROJECT INFORMATION

The project consists of the construction of a 10-level condominium structure. The new development will have a footprint of about 75 by 180 feet, and will rise to a maximum elevation of +158 feet NGVD. A single level basement is also planned for the development, with an anticipated finished floor elevation of 14'-2" feet NGVD. The underground parking garage will have approximate measurements of 246 feet in the east-west direction, and up to 94 feet in the north-south direction. The footprint of the garage structure is anticipated to be roughly 22,000 square feet. The new structure will be constructed about 20 feet south of the northern boundary of the site. The southern portion of the undeveloped land will include a lap pool, while the northwest portion will provide access to underground parking.

REMOTE VIBRATION MONITORS

A total of fourteen (14) vibration monitors have been installed at this time. The units run continuously for a 24-hour period, with the exception of a short period of time to allow for the devices to download the data collected during the day. The location and identification of each device is presented in the table below and shown graphically on the map. A graph will be displayed for each monitor showing the data point collected during the specified time period. This report will display the historical data and data collected from the week of this report.

The vibration monitors were installed on the dates as listed in the table below:

| Installation Date | Location/Name of Vibration Monitor | Serial Number of Vibration Monitor |
|-------------------|--------------------------------------|--|
| 11/21/2022 | 9201 Collins | UM17294 |
| | 9225 Collins | UM16748 |
| 1/31/2023 | 9111 Collins | UM17094 |
| | 9141 Harding | UM16715 |
| 2/13/2023 | 9124 Collins | UM17719 |
| | 9140 Collins | UM16754 (Swapped to UM8643 on 4/19/2023) |
| | 9156 Collins | UM17715 |
| | 9170 Collins | UM13183 |
| 2/21/2023 | SE Site | UM17710 |
| | SW Site | UM6841 |
| | NE Site | UM11936 |
| | NW Site | UM16712 |
| | Center Site (relocated on 3/16/2023) | UM8401 |
| 3/16/2023 | 9200 Collins | UM8401 |
| 11/1/2023 | 9124 Collins VM2 | UM13547 |

| | | |
|------------|-------------------------------------|---------|
| 12/20/2023 | SW Site VM (Replaced due to damage) | UM13178 |
|------------|-------------------------------------|---------|

REVIEW OF VIBRATION MONITORING DATA

The following definitions identify the wording that will be used in the report to describe the vibration readings:

- Longitudinal: a vibration measurement in the axis in line with the vibration source (back and forth).
- Transverse: a vibration measurement in the axis perpendicular to the vibration source (side to side).
- Vertical: a vibration measurement in the vertical axis (up and down).
- Peak Particle Velocity (PPV): movement within the ground of molecular particles. This is not related to surface movement.

THRESHOLD EXCEEDANCES

A vibration level threshold limit of 0.50 in/sec is being used for the project, with trigger alerts set at 0.30 in/sec, or 60 percent of the established threshold level. Listed below are the instances when the seismographs have exceeded the established threshold limit of 0.50 in/sec.:

| Date | Vibration Monitor (VM) Name/Location | Peak Particle Velocity (in./sec.) |
|-----------------|--------------------------------------|-----------------------------------|
| 3/2/2023 8:14 | Center Site VM | 0.8757 ¹ |
| 3/6/2023 8:53 | SE Site VM | 0.6827 ² |
| 3/7/2023 8:59 | SE Site VM | 1.218 ³ |
| 3/7/2023 9:07 | | 0.6209 |
| 3/7/2023 9:20 | | 0.5797 |
| 3/7/2023 9:28 | | 0.7829 |
| 3/7/2023 15:24 | NW Site VM | 1.4162 ⁴ |
| 3/7/2023 15:42 | SE Site VM | 2.7419 ⁵ |
| 3/14/2023 9:59 | Center Site VM | 0.6523 ⁶ |
| 3/16/2023 13:39 | SE Site VM | 7.0986 ⁷ |
| 3/24/2023 8:14 | SW Site VM | 0.7522 ⁸ |
| 3/27/2023 9:47 | SE Site VM | 1.6223 ⁹ |
| 3/29/2023 12:10 | SE Site VM | 10.003 ¹⁰ |
| 4/3/2023 12:27 | NW Site VM | 1.5224 ¹¹ |
| 4/3/2023 12:29 | | 1.1962 ¹¹ |
| 4/3/2023 12:30 | | 1.5081 ¹¹ |
| 4/5/2023 14:42 | NW Site VM | 0.5129 ¹² |
| 4/11/2023 21:41 | 9140 Collins VM | 0.5058 ¹³ |
| 4/12/2023 11:27 | | 0.7416 ¹³ |
| 4/12/2023 21:04 | | 0.66 ¹³ |
| 4/13/2023 10:24 | | 0.7693 ¹³ |

| | | |
|------------------|-----------------|-----------------------|
| 4/14/2023 22:21 | | 1.272 ¹³ |
| 4/14/2023 22:22 | | 1.9115 ¹³ |
| 4/14/2023 22:23 | | 2.0639 ¹³ |
| 4/14/2023 22:25 | | 1.8501 ¹³ |
| 4/14/2023 22:29 | | 1.2096 ¹³ |
| 4/15/2023 00:44 | | 2.0341 ¹³ |
| 4/15/2023 00:46 | | 0.782 ¹³ |
| 4/15/2023 10:21 | | 1.4938 ¹³ |
| 4/15/2023 12:36 | | 0.9896 ¹³ |
| 4/15/2023 20:20 | | 0.6644 ¹³ |
| 4/15/2023 21:46 | | 0.9207 ¹³ |
| 4/15/2023 21:47 | | 0.6715 ¹³ |
| 4/15/2023 22:58 | 9140 Collins VM | 0.7233 ¹³ |
| 4/16/2023 9:38 | | 0.642 ¹³ |
| 4/17/2023 11:42 | | 0.8754 ¹³ |
| 4/18/2023 3:29 | | 0.8186 ¹³ |
| 4/18/2023 5:41 | | 0.9508 ¹³ |
| 4/18/2023 17:00 | | 0.5877 ¹³ |
| 4/18/2023 17:53 | | 1.0675 ¹³ |
| 4/19/2023 7:27 | | 0.8139 ¹³ |
| 4/19/2023 7:28 | | 0.5334 ¹³ |
| 4/19/2023 8:53 | | 0.5759 ¹³ |
| 4/28/2023 10:00 | NW Site VM | 0.58 ¹⁴ |
| 5/19/2023 14:11 | SE Site VM | 0.71 ¹⁵ |
| 5/23/2023 8:57 | SE Site VM | 9.5888 ¹⁶ |
| 5/24/2023 12:13 | SE Site VM | 1.2217 ¹⁷ |
| 5/25/2023 9:12 | NW Site VM | 1.1537 ¹⁸ |
| 6/14/2023 13:36 | SW Site VM | 0.5362 ¹⁹ |
| 7/19/2023 12:26 | 9141 Harding VM | 10.0003 ²⁰ |
| 8/11/2023 12:31 | SW Site VM | 0.5461 ²¹ |
| 8/15/2023 9:48 | SW Site VM | 2.8039 ²² |
| 8/16/2023 11:01 | | 0.5914 ²³ |
| 8/16/2023 11:37 | NW Site | 1.1292 ²³ |
| 8/16/2023 13:12 | | 1.2487 ²³ |
| 8/17/2023 12:05 | SW Site VM | 0.5396 ²⁴ |
| 8/18/2023 11:17 | NW Site VM | 1.4271 ²⁵ |
| 8/24/2023 12:26 | | 1.7185 ²⁶ |
| 8/24/2023 12:27 | SW Site VM | 3.0727 ²⁶ |
| 8/25/2023 12:05 | SW Site VM | 0.6262 ²⁷ |
| 8/25/2023 12:46 | NW Site VM | 0.6687 ²⁸ |
| 8/28/2023 15:21 | NW Site VM | 0.6653 ²⁹ |
| 9/15/2023 14:59 | SW Site VM | 0.8319 ³⁰ |
| 11/1/2023 10:17 | NW Site VM | 0.7097 ³¹ |
| 11/6/2023 10:32, | NW Site VM | 0.5725 ³² |

| | | |
|------------------|------------------|-----------------------|
| 10:36 | | 0.6315 ³² |
| 11/6/2023 11:46 | SW Site VM | 8.3144 ³³ |
| 11/21/2023 14:46 | SW Site VM | 0.7128 ³⁴ |
| 11/27/2023 12:39 | NW Site VM | 6.6598 ³⁵ |
| 12/11/2023 14:03 | 9200 Collins VM | 0.7125 ³⁶ |
| 12/19/2023 8:41 | SW Site VM | 0.7066 ³⁷ |
| 12/20/2023 12:56 | NW Site VM | 0.8316 ³⁸ |
| 1/5/2024 14:05 | 9200 Collins VM | 10.0003 ³⁹ |
| 1/19/2024 6:18 | 9225 Collins VM | 0.5849 ⁴⁰ |
| 1/19/2024 14:04 | SW Site VM | 0.5576 ⁴¹ |
| 1/22/2024 8:29 | SW Site VM | 0.8751 ⁴² |
| 1/22/2024 11:45 | 9124 Collins VM2 | 10.0003 ⁴³ |
| 2/9/2024 14:46 | SW Site VM | 0.8338 ⁴⁴ |
| 2/12/2024 13:44 | SW Site VM | 0.615 ⁴⁵ |
| 2/13/2024 8:48 | NW Site VM | 2.273 ⁴⁶ |
| 2/16/2024 8:42 | NW Site VM | 0.6116 ⁴⁷ |
| 2/16/2024 12:52 | | 0.7184 ⁴⁷ |
| 2/20/2024 13:56 | NW Site VM | 1.3858 ⁴⁸ |
| 2/27/2024 10:36 | NW Site VM | 0.827 ⁴⁹ |
| 2/28/2024 10:15 | NW Site VM | 1.3719 ⁵⁰ |
| 2/28/2024 11:47 | | 0.6687 ⁵⁰ |
| 3/6/2024 12:30 | | 3.1028 ⁵¹ |
| 3/6/2024 12:31 | SW Site VM | 1.1007 ⁵¹ |
| 3/6/2024 12:32 | | 1.1379 ⁵¹ |
| 3/8/2024 12:10 | | 8.5322 ⁵² |
| 3/8/2024 12:32 | SW Site VM | 0.589 ⁵² |
| 3/11/2024 12:57 | | 1.227 ⁵³ |
| 3/11/2024 13:19 | | 1.1916 ⁵³ |
| 3/11/2024 14:41 | SW Site VM | 5.8952 ⁵³ |
| 3/11/2024 14:48 | | 0.6259 ⁵³ |
| 3/12/2024 11:34 | SW Site VM | 5.256 ⁵⁴ |
| 3/13/2024 8:32 | | 1.0218 ⁵⁵ |
| 3/13/2024 8:37 | | 0.6324 ⁵⁵ |
| 3/13/2024 10:42 | SW Site VM | 1.2881 ⁵⁵ |
| 3/13/2024 10:43 | | 3.3464 ⁵⁵ |
| 3/15/2024 8:14 | | 2.3422 ⁵⁶ |
| 3/15/2024 8:18 | NE Site VM | 1.9587 ⁵⁶ |
| 3/18/2024 8:14 | NE Site VM | 1.9435 ⁵⁷ |
| 3/20/2024 8:55 | NE Site VM | 2.5181 ⁵⁸ |
| 4/3/2024 11:44 | 9124 Collins VM | 1.1578 ⁵⁹ |

Notes:

- ¹ Digging with backhoe near geophone.
- ² Movement of debris on-site with excavator near geophone.
- ³ Demolition of the sea wall near geophone.
- ⁴ Demolition of asphalt with excavator near geophone.
- ⁵ Digging and moving materials with backhoe near geophone.
- ⁶ Excavator moving construction debris near monitor.
- ⁷ Monitor inadvertently bumped during inspection of the VM equipment.
- ⁸ Excavator moving in close proximity to VM equipment.
- ⁹ Unit was bumped into during excavation activity. No damage was caused but resulted in a disturbance of the readings at this time.
- ¹⁰ VM system was relocated by a subcontractor on-site while the unit was monitoring.
- ¹¹ Excavation activity in the vicinity of the vibration monitoring unit.
- ¹² Excavation activity in the vicinity of the vibration monitoring unit.
- ¹³ Readings from the VM equipment began showing exceedances only in the transverse axis starting on 4/11/2023. No exceedances occurred on any other units, including the systems onsite. Many of these occurrences occurred after/before working hours on-site. A physical inspection of the system was performed on 4/12/2023, with no obvious signs of physical disturbance or damage to the equipment. Due to the continued exceedances, a new system was installed on 4/19/2023.
- ¹⁴ Exceedance was due to installation of a monitoring point by the survey contractor near the system.
- ¹⁵ Exceedance was due to container and track hoe disturbing the vibration monitoring unit.
- ¹⁶ Exceedance was due to the system being relocated by the contractor while the unit was still operating.
- ¹⁷ Exceedance was due to the re-installation of the system in a new position identified by the client.
- ¹⁸ Exceedance was due to underpinning activity in close proximity to the VM system.
- ¹⁹ Exceedance was due to heavy equipment being moved in the vicinity of the VM system.
- ²⁰ At the time of this event, loading/unloading activity was taking place with the crane in the drive lane next to the site. None of the other VM systems in the vicinity show similar readings around the time of this event.
- ²¹ Exceedance was caused by lightning events in the close vicinity of the VM system.
- ²² Exceedance was caused by excavation/demolition nearby the VM system.
- ²³ Exceedance was caused by soil mixing operation near the VM system.
- ²⁴ Exceedance was due to service of VM system by technician.
- ²⁵ Exceedance was caused by excavation activity for soil mixing.
- ²⁶ Exceedances were caused by foot traffic of personnel in close vicinity of the VM system.
- ²⁷ Exceedance was caused by foot traffic of personnel in close vicinity of the VM system.
- ²⁸ Exceedance was caused by soil mixing activity.
- ²⁹ Exceedance was caused by soil mixing activity.
- ³⁰ Exceedance was caused by material placement in close vicinity of the VM system.
- ³¹ Exceedance was caused by a track hoe operating/moving in close proximity to the VM system.
- ³² Exceedance was caused by equipment operating/moving in close proximity to the VM system. Per request by the client, the system was relocated away from this activity to prevent damage to the system. System was tested following re-installation.

- ³³ Exceedance was from an inadvertent bump caused during maintenance of the system.
- ³⁴ Exceedance was due to the system being bumped by contractor moving materials.
- ³⁵ Exceedance was caused by placement of material nearby VM unit.
- ³⁶ Exceedance was caused by an adjustment to the VM cabinet.
- ³⁷ Exceedance was caused by physical disturbance of the VM system by personnel on-site. This disturbance also resulted in damage to the equipment by severing the geophone cable. A replacement system was installed on 12/20/2023 and the cabinet was relocated to prevent further disturbance.
- ³⁸ Exceedance was due to pile drilling in the vicinity of the VM system.
- ³⁹ Exceedance was caused by disturbance of the geophone by electrical work on adjacent property. The geophone was fully removed from the ground by the workers. The system was re-established around 1-2 hours following this event.
- ⁴⁰ Exceedance was from an inadvertent bump caused during maintenance of the system.
- ⁴¹ Exceedance caused by unloading of materials nearby the VM system.
- ⁴² Exceedance caused by movement of materials on-site nearby the VM system.
- ⁴³ Exceedance occurred during relocation of the VM system as requested by the client for modification to the site fencing.
- ⁴⁴ Exceedance caused by excavator working nearby VM system.
- ⁴⁵ Exceedance caused by excavator working nearby VM system.
- ⁴⁶ Exceedance caused by digging of sidewalk near the VM system.
- ⁴⁷ Exceedance caused by tamping dirt/asphalt near the VM system.
- ⁴⁸ Exceedance caused by excavator working nearby VM system.
- ⁴⁹ Exceedance caused by excavator working nearby VM system.
- ⁵⁰ Exceedance caused by excavator working nearby VM system.
- ⁵¹ Exceedance caused by excavator working nearby VM system.
- ⁵² Exceedance caused by excavator working nearby VM system.
- ⁵³ Exceedance caused by excavator working nearby VM system for waterproofing installation.
- ⁵⁴ Exceedance caused by excavator working nearby VM system for waterproofing installation.
- ⁵⁵ Exceedance caused by excavator working nearby VM system for waterproofing installation.
- ⁵⁶ Exceedance caused by worker stepping on the VM monitor.
- ⁵⁷ Exceedance caused by worker stepping on the VM monitor.
- ⁵⁸ Exceedance caused by worker moving material/equipment away from VM systems.
- ⁵⁹ Exceedance was investigated and appears to be due to outside activities unrelated to the work onsite.

DATES WHEN VIBRATION DATA WAS NOT RECORDED

Below is a table of dates when readings were not recorded on the vibration monitor, along with the cause of the reason for each occurrence.

| Date | Vibration Monitor (VM) Name/Location |
|--|--|
| 3/30/2023 at 12 pm through 4/3/2023 at 9 am | SE Site VM ¹ |
| | 9156 VM ² 9225 VM ² |

| | |
|---|--|
| 7/13/2023 8:45 am through 7/14/2023 3:30 pm | NE Site VM ³ |
| | 9140 VM ⁴ |
| 7/30/2023 2:00 am through 7/30/2023 11:59 pm | SW Site ⁵ |
| 8/2/2023 4:34 pm through 8/3/2023 10:12 am | 9140 VM ⁶ 9200 VM ⁶ |
| 9/4/2023 9:19 pm through 9/6/2023 5:39 pm | SW Site VM ⁷ |
| | 9156 VM ⁸ |
| 11/12/2023 6:59 am through 11/13/2023 1:31 pm | SW Site VM ⁹ |
| 11/24/2023 1:20 pm through 11/29/2023 12:43 pm | 9141 Harding VM ¹⁰ |
| 12/19/2023 12:59 pm through 12/20/2023 9:41 am | SW Site VM ¹¹ |
| 1/8/2024 11:23am through 1/9/2024 9:16 am | 9140 Collins VM ¹² |
| 1/19/2024 6:18 am through 1/22/2024 8:26 am | 9225 Collins VM ¹³ |
| 1/28/2024 1:16 am through 1/29/2024 6:25 am | SW Site VM ¹⁴ |
| 2/19/2024 4:50 am through 2/20/2024 9:10 am | SE Site VM ¹⁵ |
| 3/13/2024 10:44 am through 3/18/2024 10:42 am | SW Site VM ¹⁶ |
| 4/4/2024 9:46 am through 4/8/2024 9:28 am | SE Site VM ¹⁷ |

¹This unit was inspected and adjusted following the relocation performed by another contractor on 3/29/2023. Following the adjustment of the unit setup, the unit was tested, but was not returned to active monitoring. This was noted and corrected on 4/3/2023.

²Communication issues with units were resolved and data from the systems is included on this week's report. There was no loss in data for these systems.

³Unit lost power due to a loose wire causing failure of charging to the battery. The battery was swapped and the wiring issue was corrected.

⁴Unit started showing a failure in communication on 7/20/2023. This system was inspected on 8/2/2023. Unit was in operation and all data was collected from the system. Communications were also tested and improvements were made at this time.

⁵Unit was showing low power at the time of the past report. The battery for the system was replaced on 8/2/2023 and all data since the previous report has been uploaded. There was no data loss from the system.

⁶Following the testing/inspection of these systems on 8/2/2023, the units were not returned to normal operation. This was noted and corrected on 8/3/2023.

⁷Unit lost power on 9/4/2023. The battery for the system was replaced on 9/6/2023 and the system was returned to normal operation.

⁸ Communication with to this system was restored on 9/15/2023. The VM system was operating normally, and all monitoring data was collected once communications to the system were restored. Data tables have been updated to include all data from the system.

⁹ Unit lost power on 11/12/2023. The battery for the system was replaced on 11/13/2023 and the system was returned to normal operation.

¹⁰ Unit has shown a loss of power and will require a replacement battery to re-establish communication to the system. This work is scheduled to take place on 11/29/2023. At this time any data from the system will be collected and all data from the unit will be included on the following report.

¹¹ Unit required replacement due to damage resulting from physical movement of materials nearby the VM cabinet. A replacement system was installed on 12/20/2023 and the cabinet was relocated.

¹² The modem to the system was damaged due to insects shorting out the modem. The modem to the system was replaced on 1/9/2024 and the system was restarted.

¹³ System did not return to typical operation following maintenance. The system was power cycled on 1/22/2024 and was returned to regular monitoring.

¹⁴ Unit lost power on 1/28/2024. The battery for the system was replaced on 1/29/2024 and the system was returned to normal operation.

¹⁵ Unit lost power on 2/19/2024. The battery for the system was replaced on 2/20/2024 and the system was returned to normal operation.

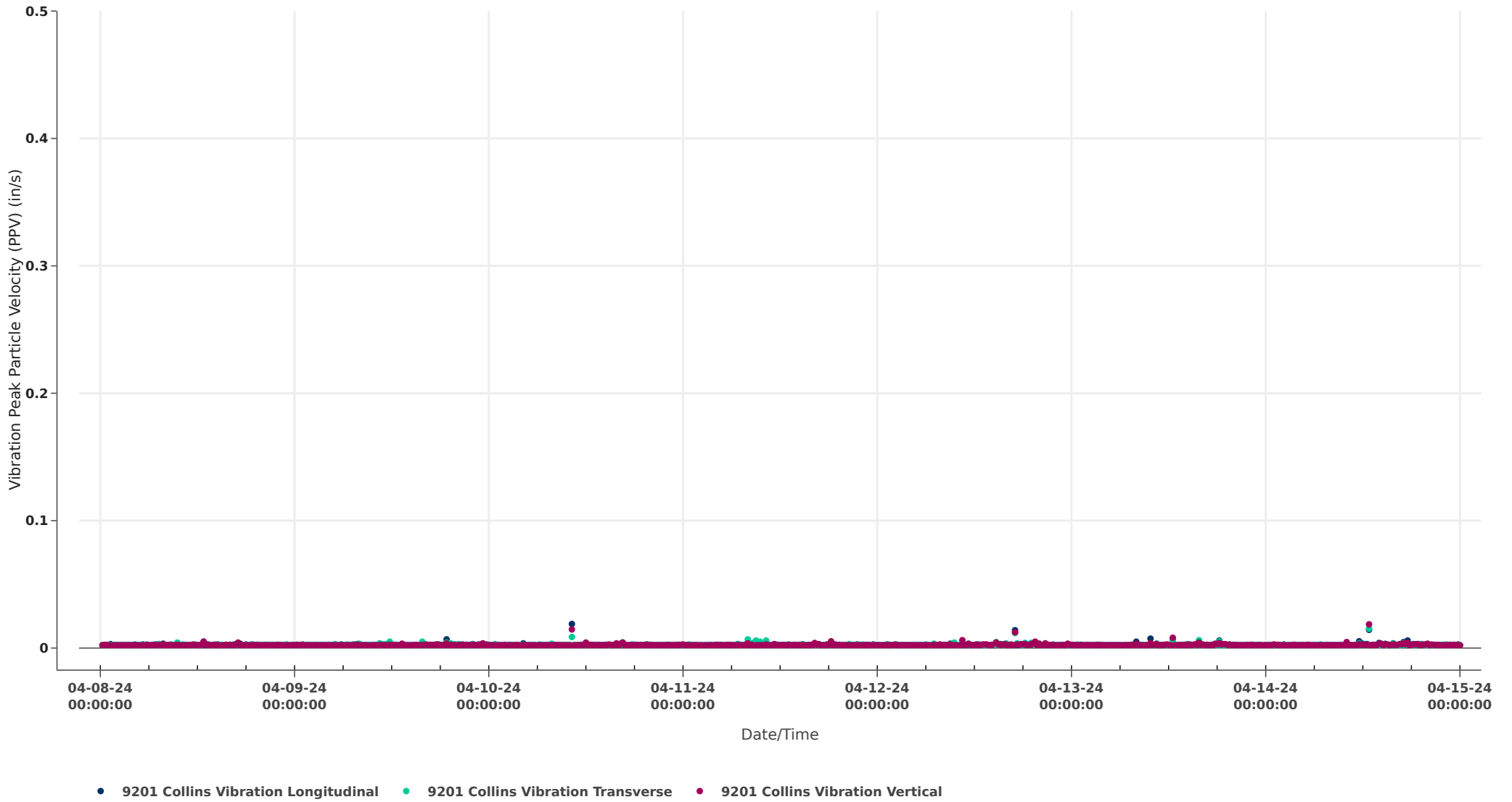
¹⁶ System stopped recording data on 3/13/2024 and required a manual reset. The system was returned to operation on 3/18/2024.

¹⁷ System stopped recording data 4/4/2024 and required a manual reset. The system was returned to operation on 4/8/2024.

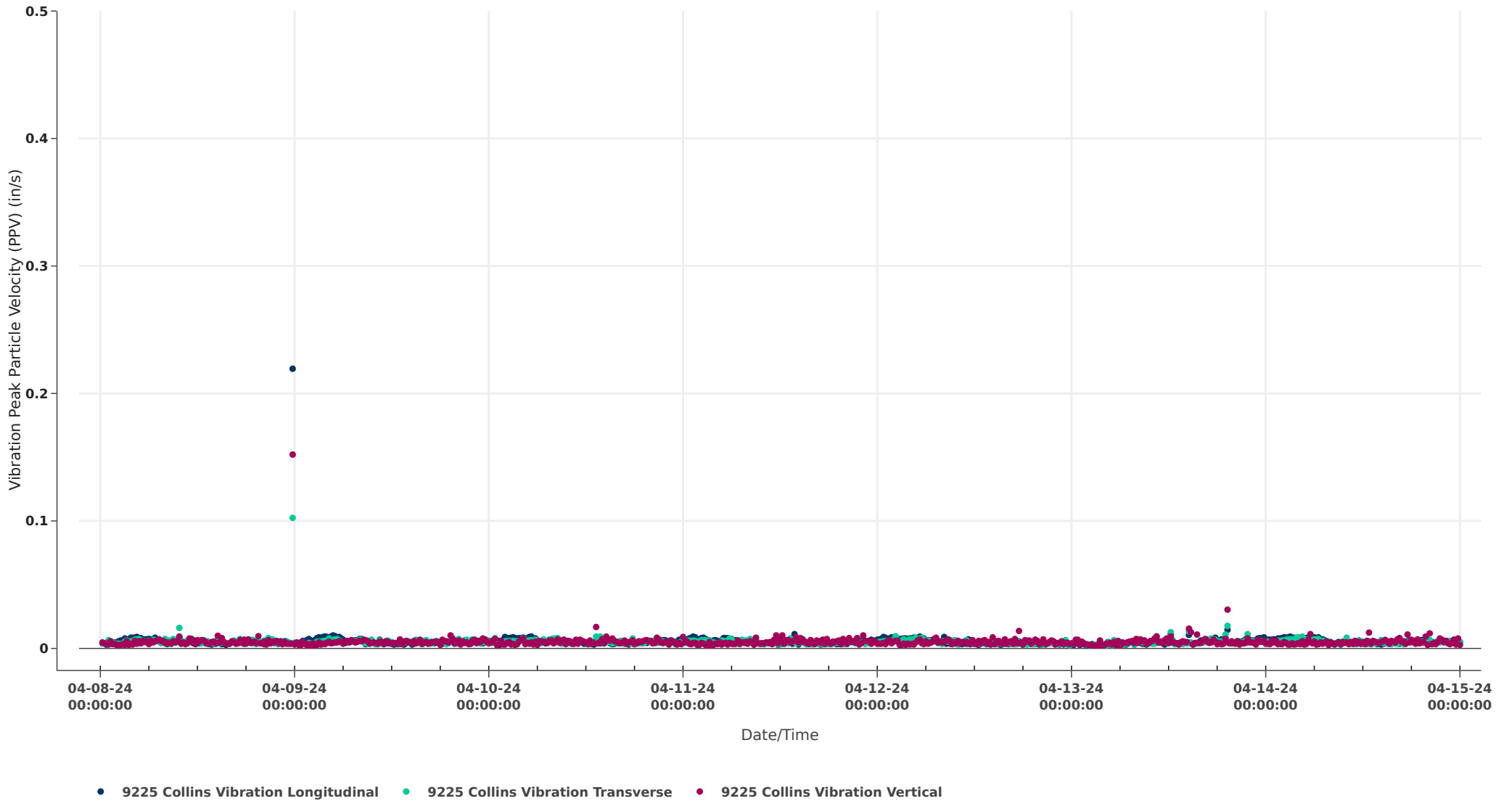
Static Map View



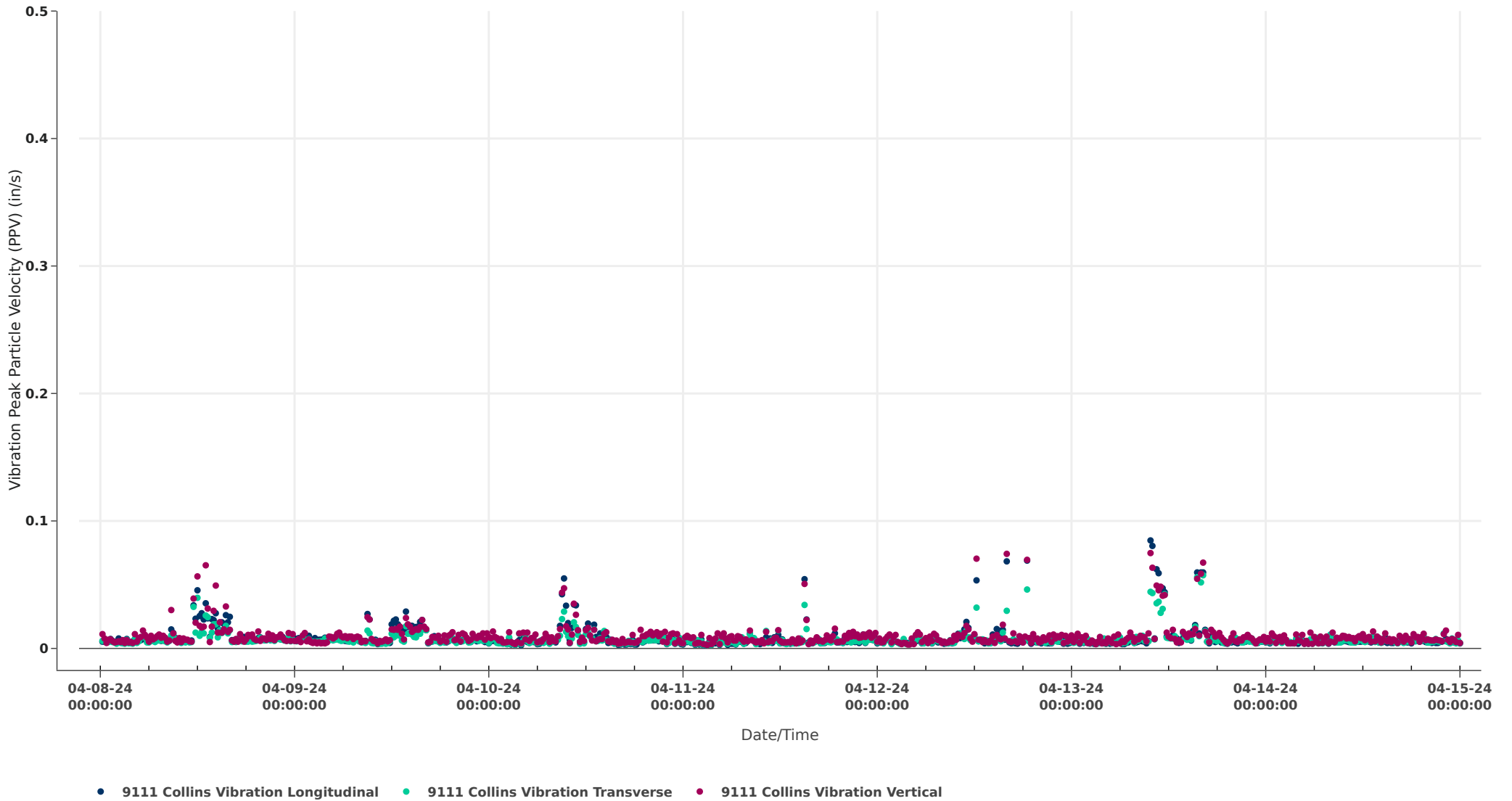
9201 Collins Vibration



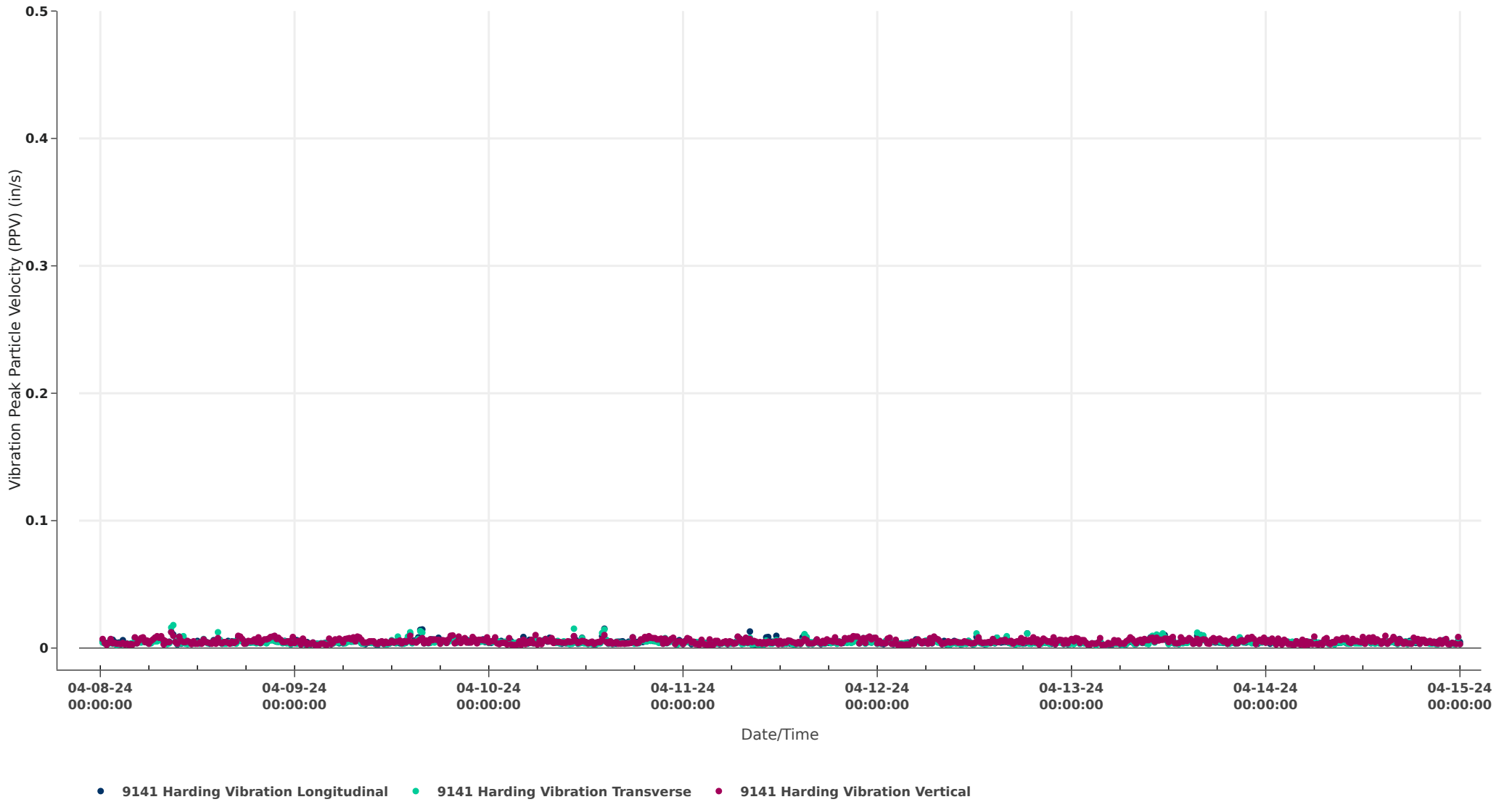
9225 Collins Vibration



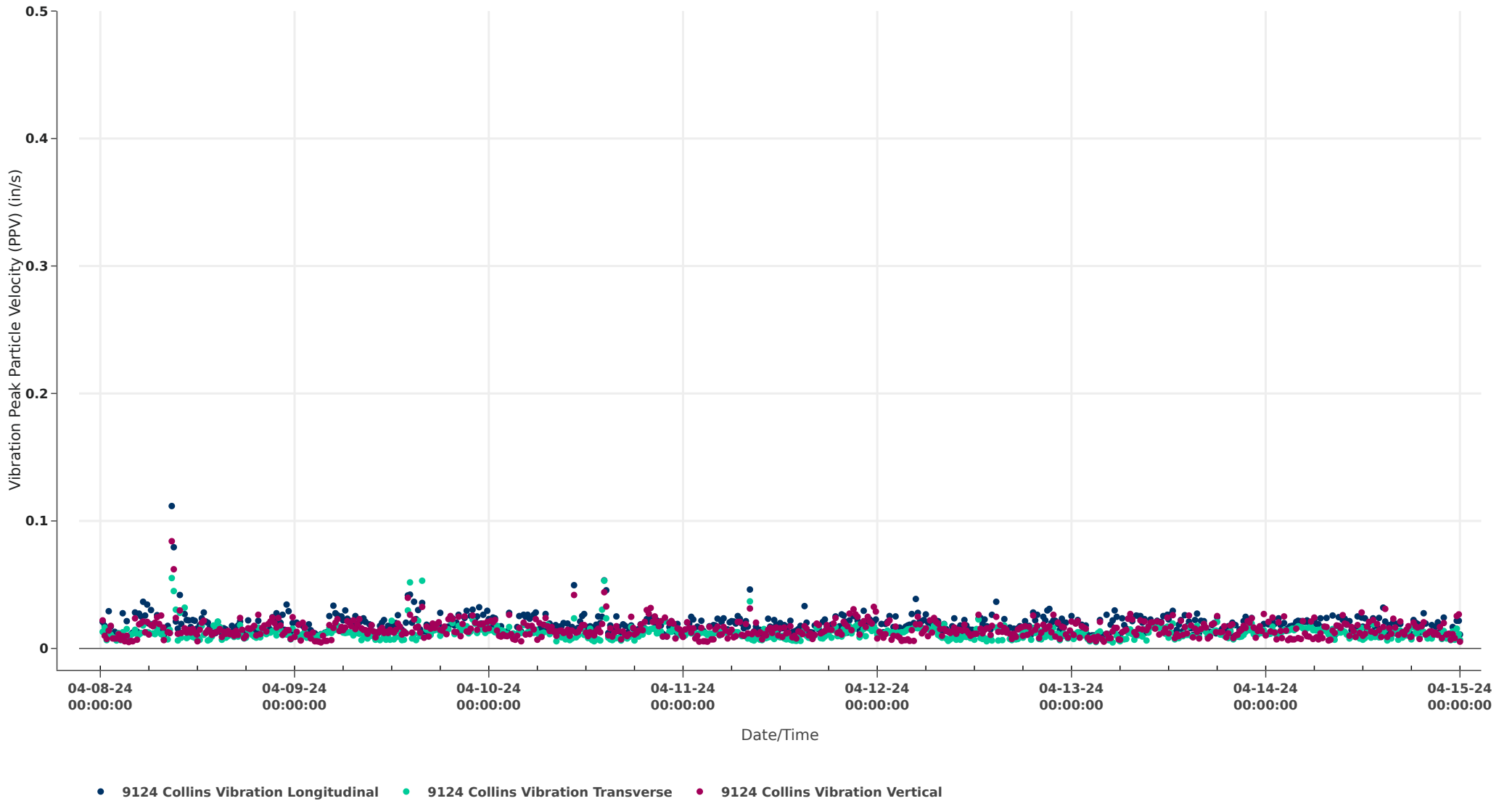
9111 Collins Vibration



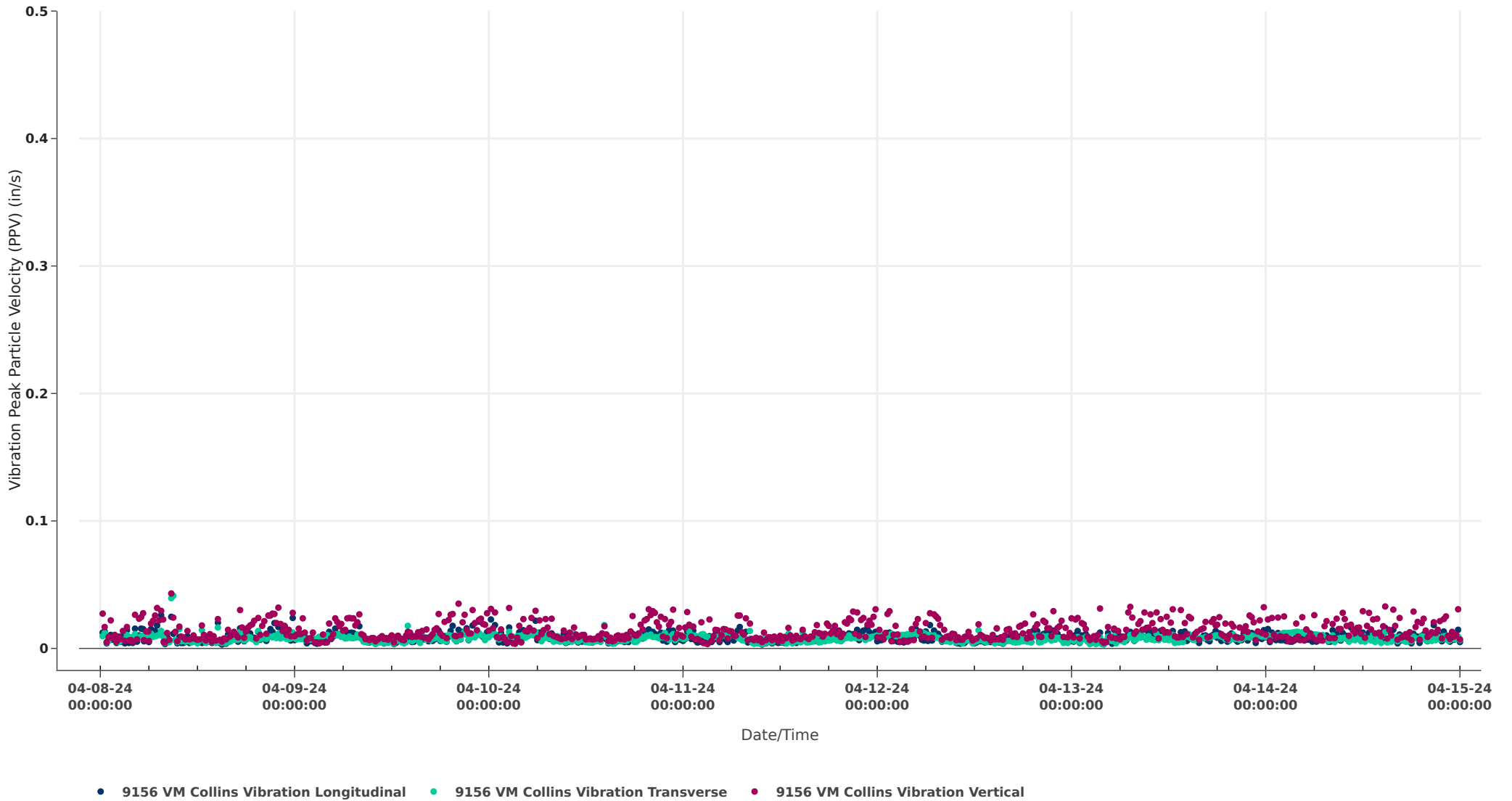
9141 Harding Vibration



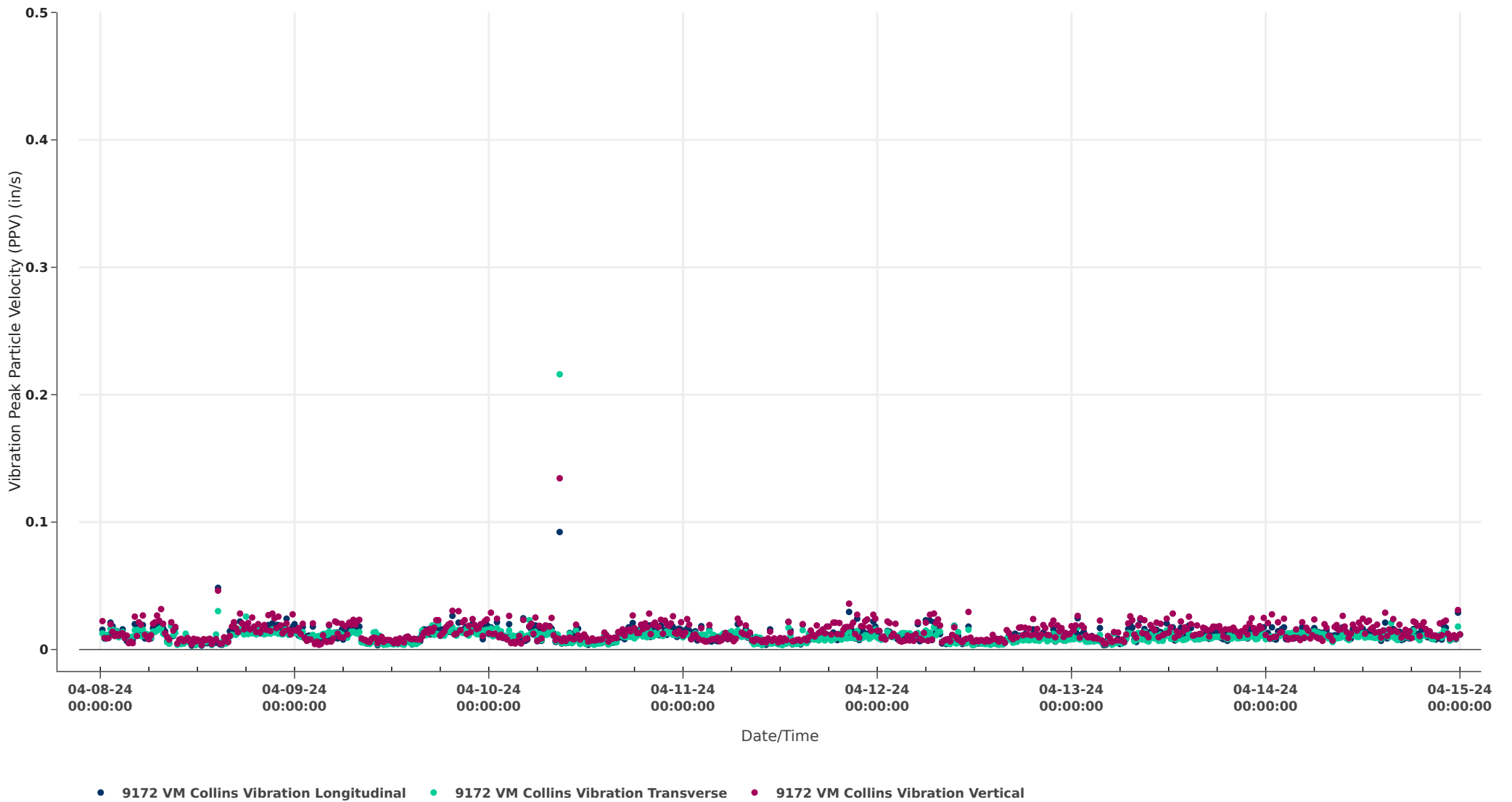
9124 Collins Vibration



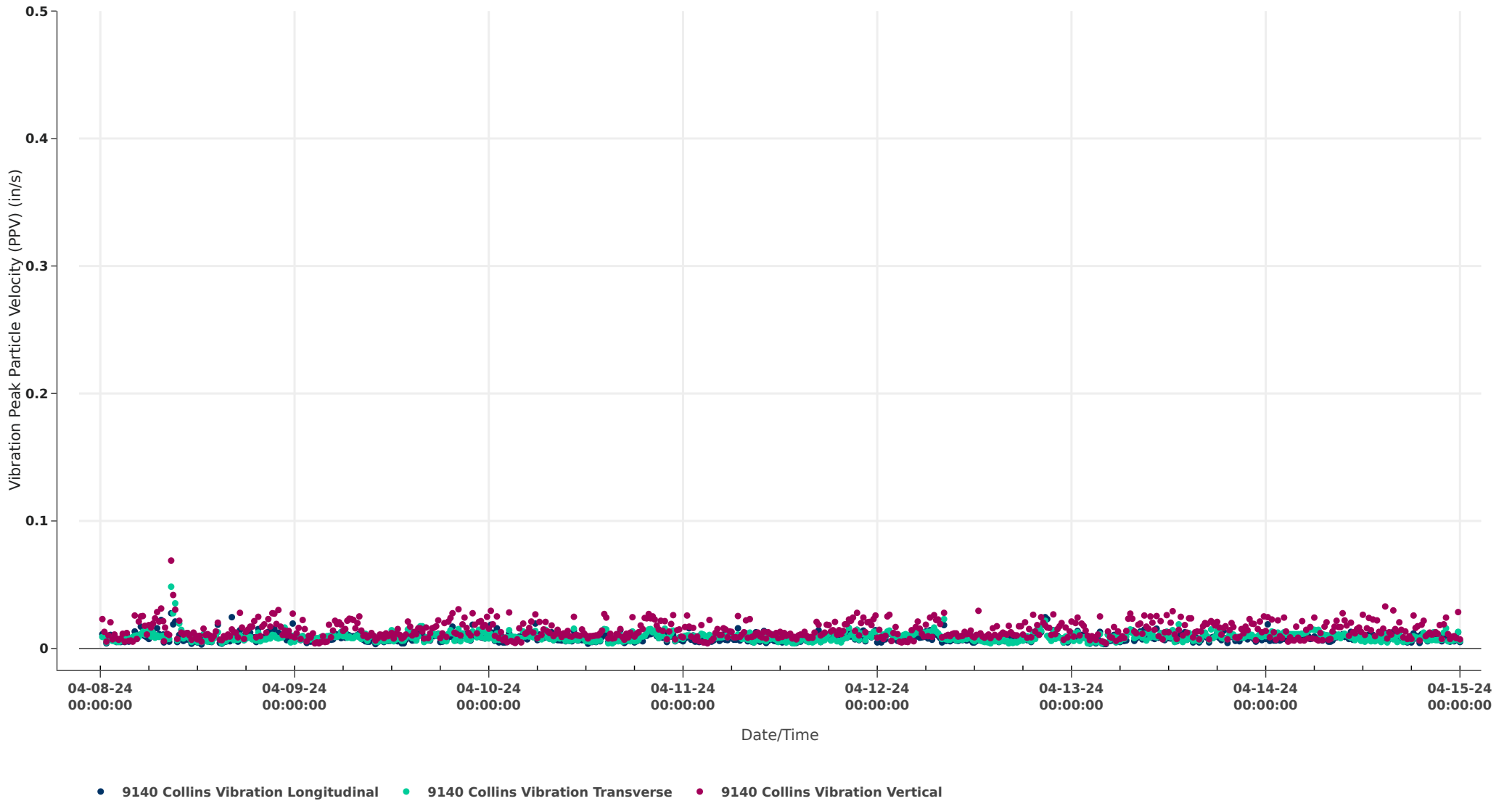
9156 Collins Vibration



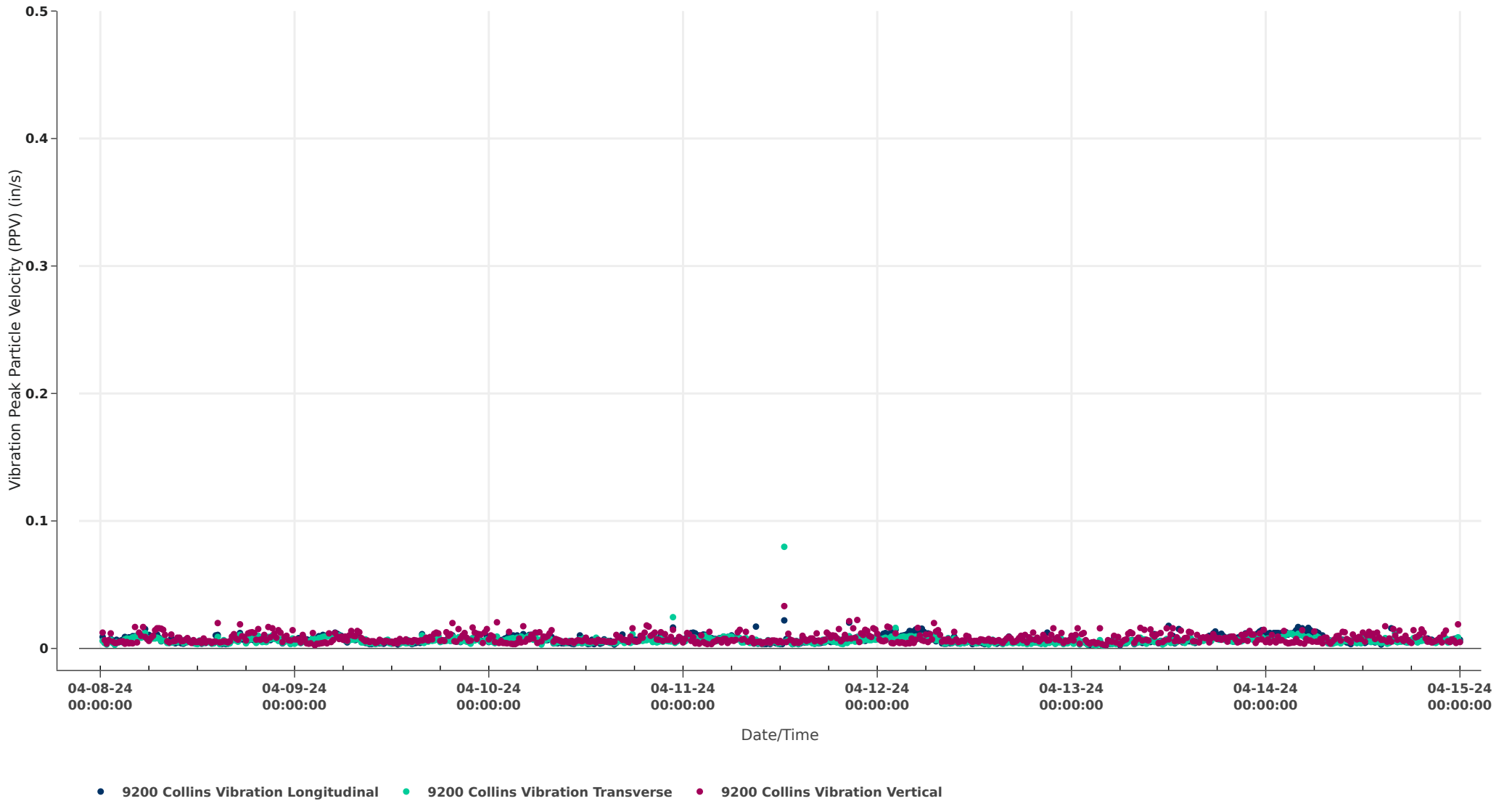
9172 Collins Vibration



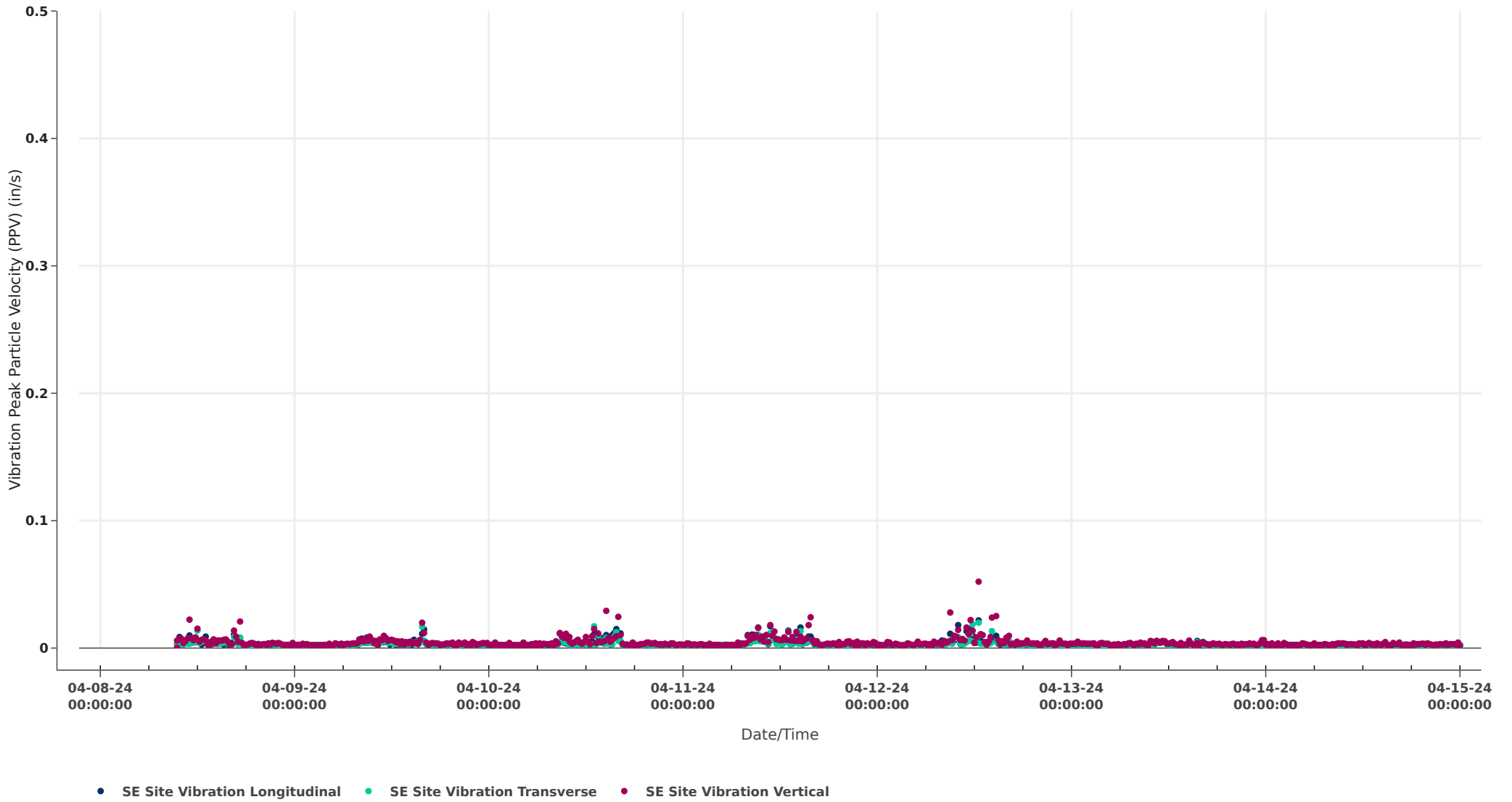
9140 Collins Vibration



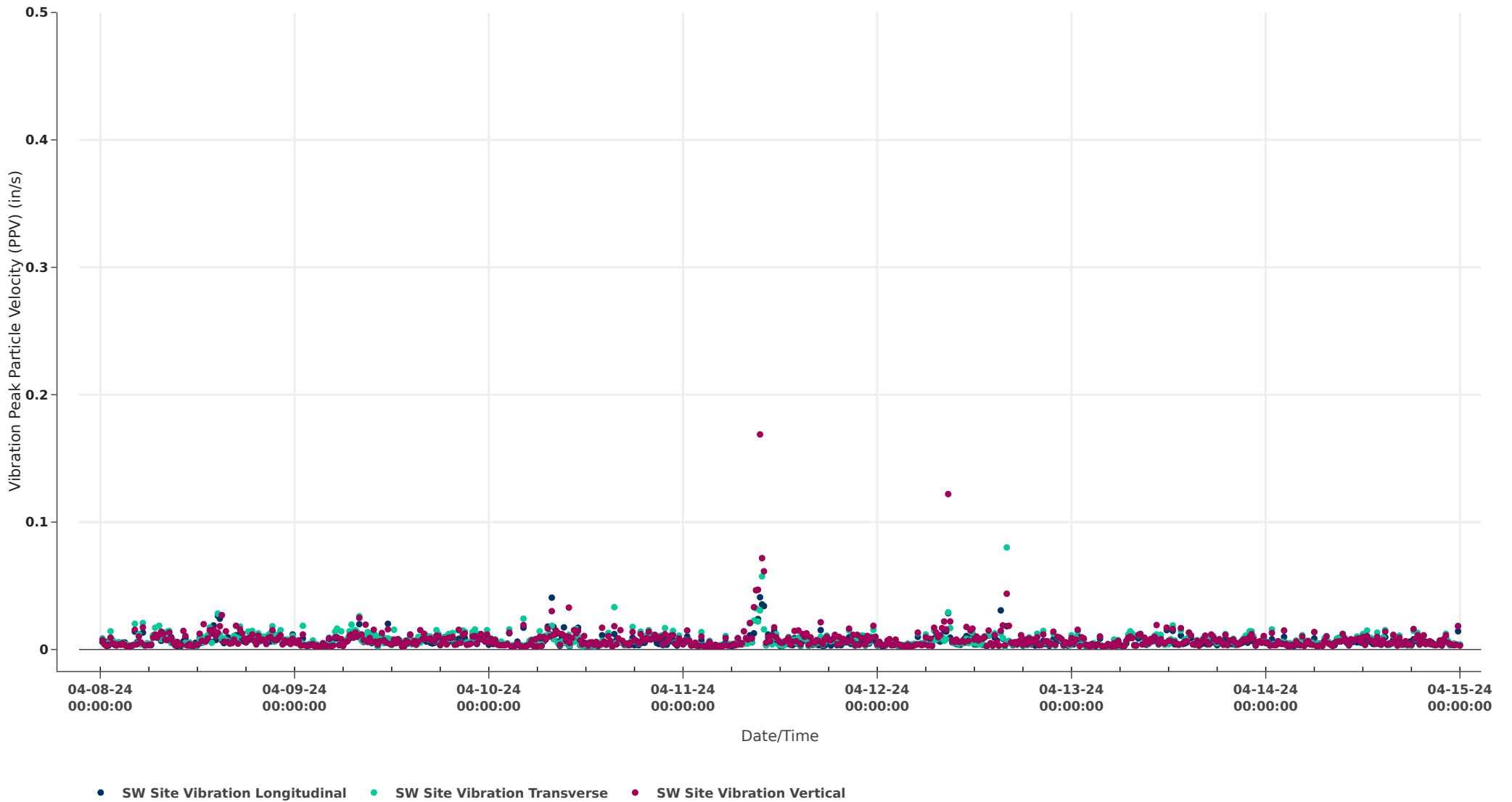
9200 Collins Vibration



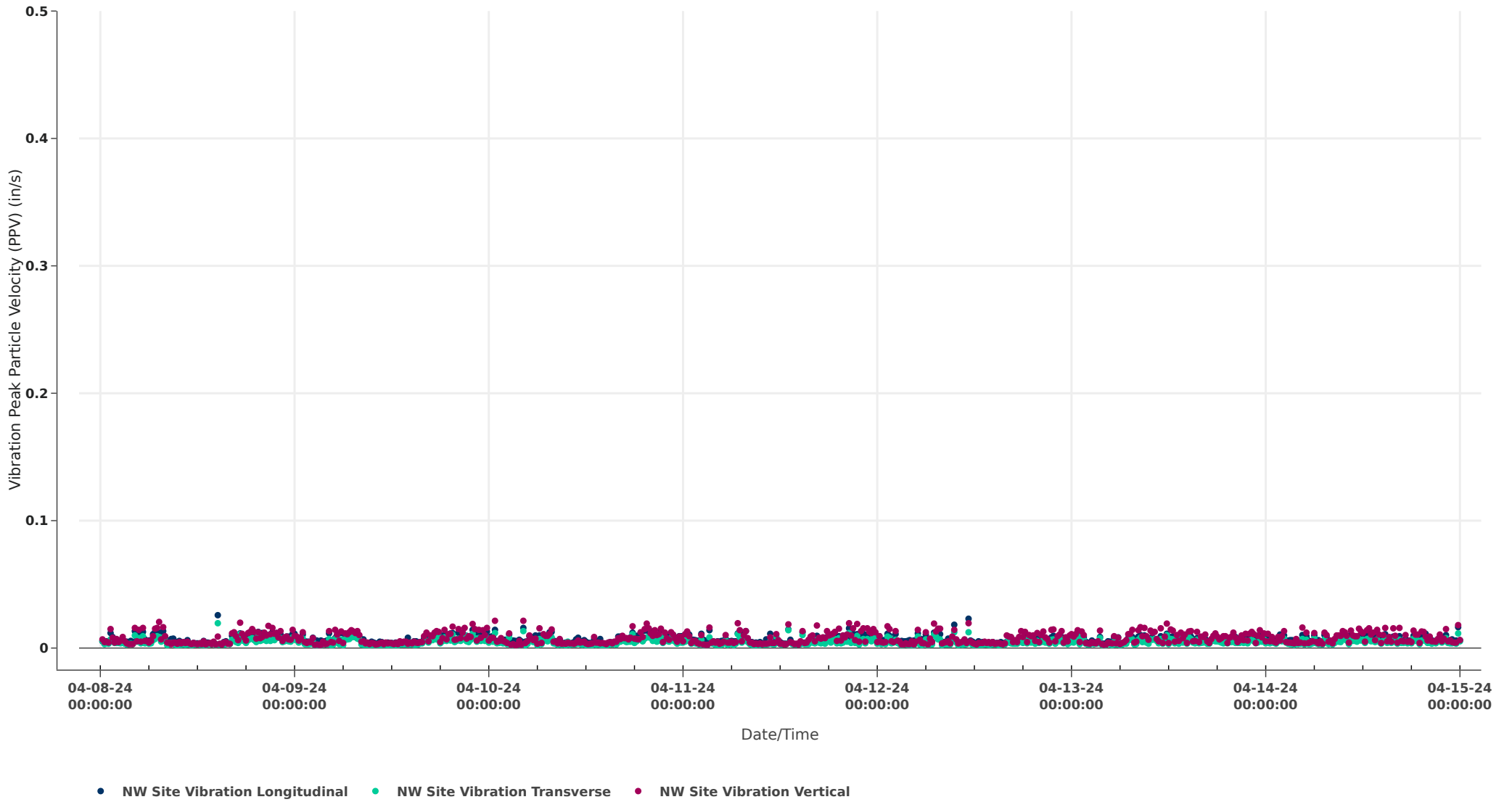
SE Site Vibration



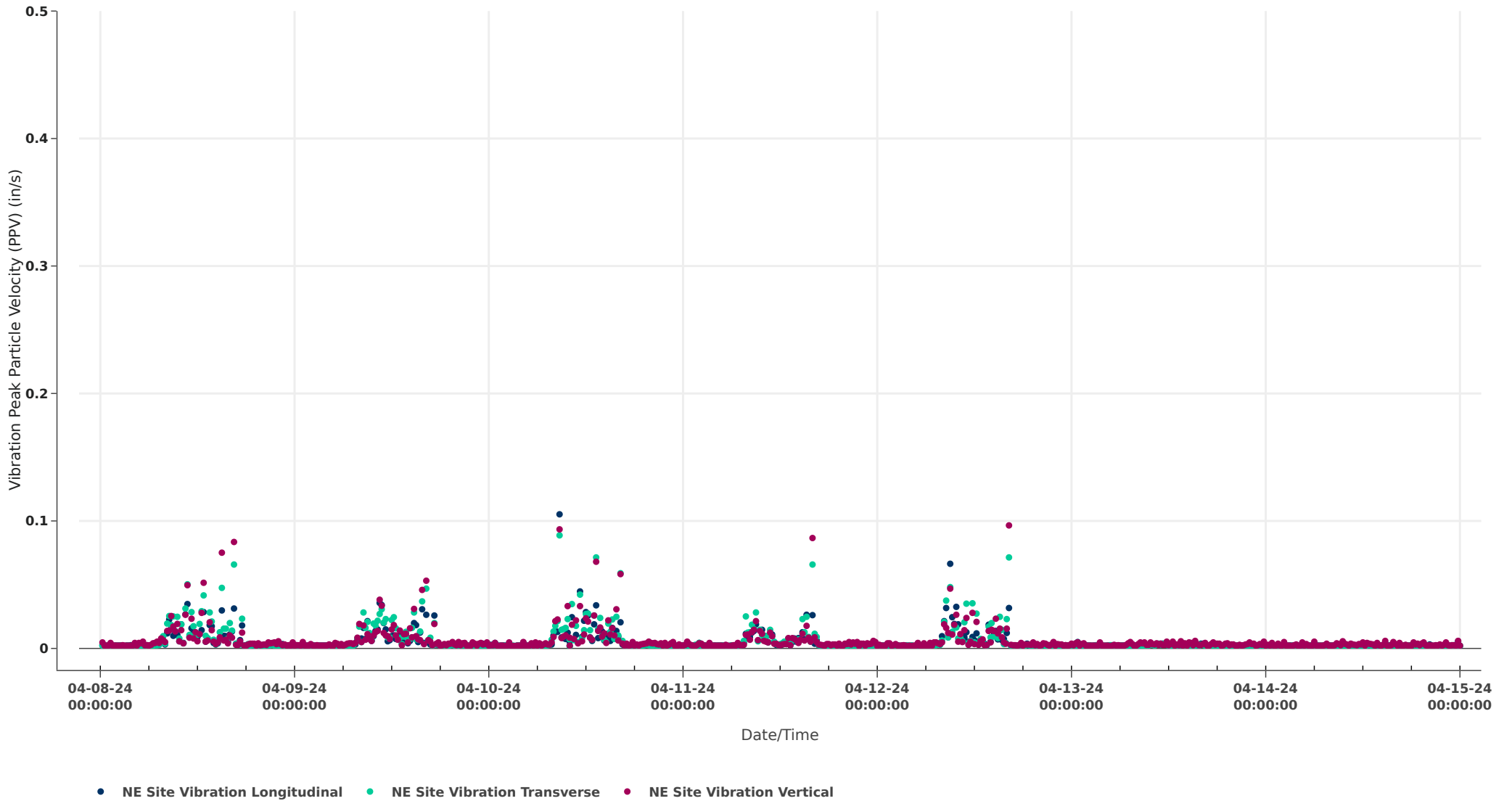
SW Site Vibration



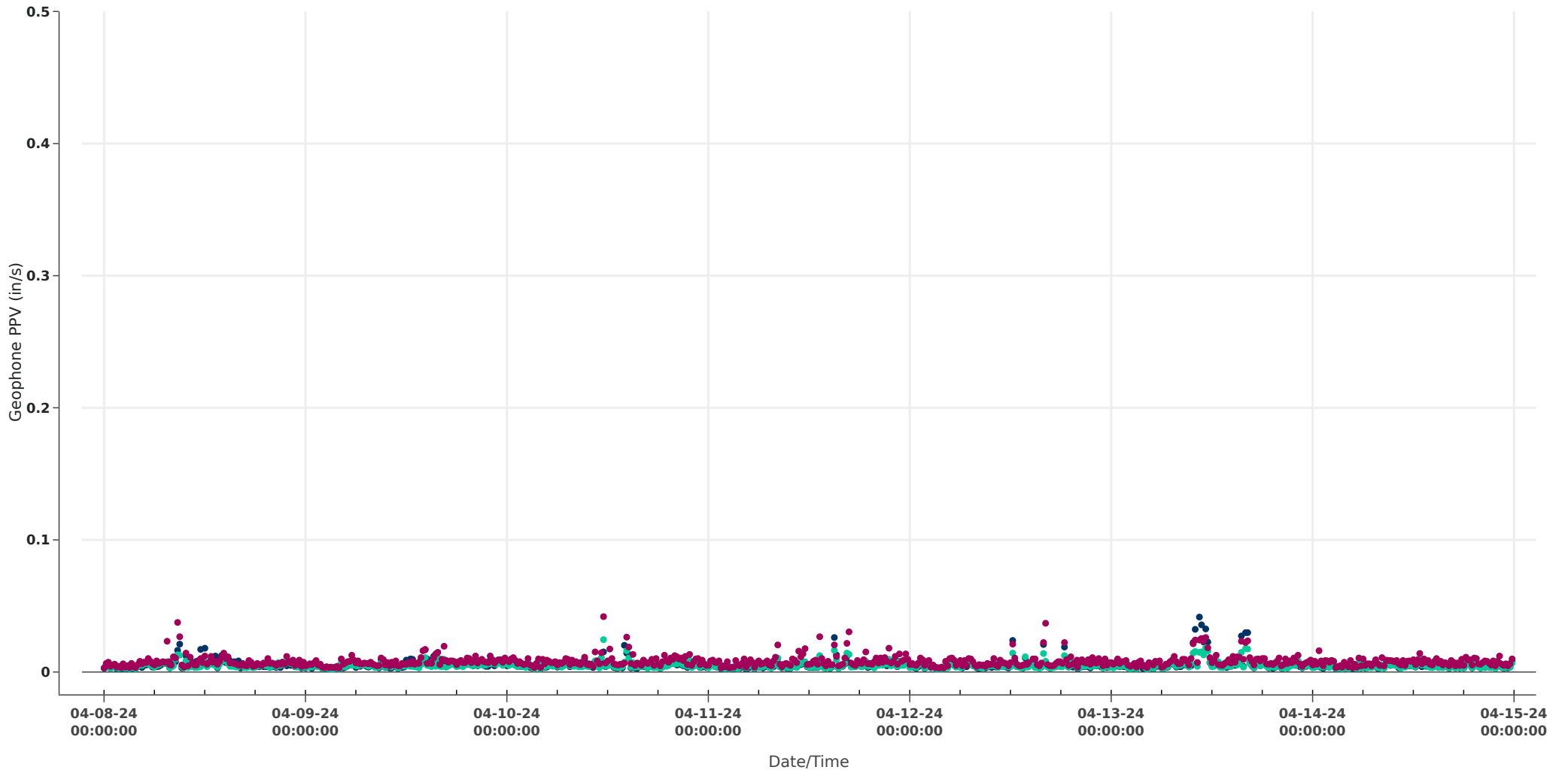
NW Site Vibration



NE Site Vibration



9124 Collins VM2 Vibration



● 9124 Collins VM2 LongPPVin/s ● 9124 Collins VM2 TranPPVin/s ● 9124 Collins VM2 VertPPVin/s

| 9111 Collins Vibration Monitor - Maximum Daily Values | | |
|---|-----------------------------------|---|
| Timestamp | Peak Particle Velocity (in./sec.) | Axis (Longitudinal/Transverse/Vertical) |
| 2/21/2023 10:30 | 0.0112 | Longitudinal |
| 2/22/2023 11:00 | 0.0118 | Longitudinal |
| 2/23/2023 10:15 | 0.0102 | Longitudinal |
| 2/24/2023 4:16 | 0.0087 | Longitudinal |
| 2/25/2023 11:45 | 0.0074 | Longitudinal |
| 2/26/2023 20:31 | 0.0071 | Longitudinal |
| 2/27/2023 6:16 | 0.0112 | Longitudinal |
| 2/28/2023 2:45 | 0.0115 | Vertical |
| 3/1/2023 7:01 | 0.1036 | Longitudinal |
| 3/2/2023 8:34 | 0.3749 | Transverse |
| 3/3/2023 7:59 | 0.013 | Vertical |
| 3/4/2023 9:00 | 0.0133 | Vertical |
| 3/5/2023 8:30 | 0.0168 | Vertical |
| 3/6/2023 3:31 | 0.0233 | Vertical |
| 3/7/2023 21:00 | 0.0121 | Vertical |
| 3/8/2023 0:15 | 0.0192 | Vertical |
| 3/9/2023 5:15 | 0.0133 | Vertical |
| 3/10/2023 23:00 | 0.0124 | Vertical |
| 3/11/2023 11:15 | 0.0133 | Vertical |
| 3/12/2023 17:30 | 0.0127 | Vertical |
| 3/13/2023 9:45 | 0.0115 | Vertical |
| 3/14/2023 3:30 | 0.0124 | Vertical |
| 3/15/2023 5:30 | 0.0133 | Vertical |
| 3/16/2023 23:45 | 0.0112 | Vertical |
| 3/17/2023 1:45 | 0.0124 | Transverse |
| 3/18/2023 10:30 | 0.0143 | Transverse |
| 3/19/2023 15:15 | 0.014 | Vertical |
| 3/20/2023 5:15 | 0.0109 | Vertical |
| 3/21/2023 16:00 | 0.0155 | Longitudinal |
| 3/22/2023 21:00 | 0.0096 | Vertical |
| 3/23/2023 6:45 | 0.0096 | Vertical |
| 3/24/2023 15:45 | 0.0121 | Vertical |
| 3/25/2023 6:15 | 0.0143 | Vertical |
| 3/26/2023 8:59 | 0.0149 | Transverse |
| 3/27/2023 6:00 | 0.0161 | Vertical |
| 3/28/2023 20:15 | 0.0124 | Vertical |
| 3/29/2023 12:45 | 0.0118 | Vertical |
| 3/30/2023 5:45 | 0.0137 | Vertical |
| 3/31/2023 17:45 | 0.0106 | Vertical |
| 4/1/2023 11:00 | 0.0146 | Vertical |
| 4/2/2023 9:45 | 0.013 | Vertical |
| 4/3/2023 21:01 | 0.0112 | Vertical |
| 4/4/2023 9:45 | 0.0118 | Vertical |

| 9111 Collins Vibration Monitor - Maximum Daily Values | | |
|---|-----------------------------------|---|
| Timestamp | Peak Particle Velocity (in./sec.) | Axis (Longitudinal/Transverse/Vertical) |
| 4/5/2023 12:30 | 0.0192 | Longitudinal |
| 4/6/2023 7:30 | 0.0133 | Vertical |
| 4/7/2023 0:00 | 0.0118 | Vertical |
| 4/8/2023 1:59 | 0.013 | Transverse |
| 4/9/2023 9:15 | 0.0121 | Vertical |
| 4/10/2023 23:15 | 0.0611 | Vertical |
| 4/11/2023 7:00 | 0.0667 | Vertical |
| 4/12/2023 17:45 | 0.0118 | Vertical |
| 4/13/2023 2:15 | 0.0127 | Vertical |
| 4/14/2023 6:00 | 0.013 | Vertical |
| 4/15/2023 21:45 | 0.0146 | Transverse |
| 4/16/2023 1:30 | 0.013 | Vertical |
| 4/17/2023 4:00 | 0.0186 | Vertical |
| 4/18/2023 19:30 | 0.0127 | Vertical |
| 4/19/2023 19:59 | 0.0118 | Vertical |
| 4/20/2023 18:00 | 0.0118 | Vertical |
| 4/21/2023 6:45 | 0.0109 | Vertical |
| 4/22/2023 10:45 | 0.032 | Vertical |
| 4/23/2023 4:15 | 0.0133 | Vertical |
| 4/24/2023 1:45 | 0.013 | Vertical |
| 4/25/2023 4:30 | 0.0118 | Vertical |
| 4/26/2023 13:30 | 0.0099 | Vertical |
| 4/27/2023 1:59 | 0.0112 | Transverse |
| 4/28/2023 12:45 | 0.0267 | Vertical |
| 4/29/2023 16:15 | 0.0137 | Vertical |
| 4/30/2023 8:00 | 0.0146 | Transverse |
| 5/1/2023 20:30 | 0.0109 | Vertical |
| 5/2/2023 16:15 | 0.0115 | Vertical |
| 5/3/2023 12:00 | 0.014 | Vertical |
| 5/4/2023 20:15 | 0.0115 | Vertical |
| 5/5/2023 19:00 | 0.0133 | Vertical |
| 5/6/2023 17:15 | 0.0133 | Vertical |
| 5/7/2023 10:15 | 0.0127 | Vertical |
| 5/8/2023 5:45 | 0.0174 | Vertical |
| 5/9/2023 7:15 | 0.0192 | Vertical |
| 5/10/2023 11:00 | 0.0152 | Longitudinal |
| 5/11/2023 2:45 | 0.0127 | Vertical |
| 5/12/2023 6:00 | 0.0115 | Vertical |
| 5/13/2023 3:00 | 0.014 | Vertical |
| 5/14/2023 7:30 | 0.0137 | Vertical |
| 5/15/2023 14:15 | 0.0515 | Vertical |
| 5/16/2023 8:15 | 0.0149 | Vertical |
| 5/17/2023 22:00 | 0.0124 | Vertical |

| 9111 Collins Vibration Monitor - Maximum Daily Values | | |
|---|-----------------------------------|---|
| Timestamp | Peak Particle Velocity (in./sec.) | Axis (Longitudinal/Transverse/Vertical) |
| 5/18/2023 10:00 | 0.0683 | Vertical |
| 5/19/2023 14:15 | 0.0143 | Vertical |
| 5/20/2023 19:15 | 0.0127 | Vertical |
| 5/21/2023 2:15 | 0.0121 | Vertical |
| 5/22/2023 19:45 | 0.0099 | Vertical |
| 5/23/2023 11:45 | 0.0115 | Vertical |
| 5/24/2023 9:15 | 0.0127 | Vertical |
| 5/25/2023 15:00 | 0.0261 | Vertical |
| 5/26/2023 6:15 | 0.0112 | Vertical |
| 5/27/2023 17:00 | 0.0137 | Vertical |
| 5/28/2023 4:16 | 0.0155 | Transverse |
| 5/29/2023 7:30 | 0.0192 | Vertical |
| 5/30/2023 21:15 | 0.0211 | Vertical |
| 5/31/2023 6:00 | 0.0161 | Vertical |
| 6/1/2023 14:46 | 0.0292 | Vertical |
| 6/2/2023 11:31 | 0.2709 | Transverse |
| 6/3/2023 8:01 | 0.0143 | Vertical |
| 6/4/2023 8:01 | 0.0133 | Vertical |
| 6/5/2023 9:30 | 0.0195 | Vertical |
| 6/6/2023 8:30 | 0.0152 | Vertical |
| 6/7/2023 7:16 | 0.0133 | Vertical |
| 6/8/2023 16:45 | 0.0211 | Vertical |
| 6/9/2023 6:46 | 0.0137 | Vertical |
| 6/10/2023 4:31 | 0.0121 | Vertical |
| 6/11/2023 15:00 | 0.0124 | Vertical |
| 6/12/2023 19:01 | 0.0298 | Vertical |
| 6/13/2023 21:30 | 0.0127 | Vertical |
| 6/14/2023 15:15 | 0.0118 | Vertical |
| 6/15/2023 6:15 | 0.0143 | Vertical |
| 6/16/2023 23:01 | 0.0537 | Vertical |
| 6/17/2023 5:46 | 0.0614 | Vertical |
| 6/18/2023 13:01 | 0.013 | Vertical |
| 6/19/2023 11:30 | 0.0447 | Vertical |
| 6/20/2023 10:30 | 0.0124 | Vertical |
| 6/21/2023 13:59 | 0.0112 | Transverse |
| 6/22/2023 12:15 | 0.0127 | Vertical |
| 6/23/2023 13:30 | 0.0155 | Vertical |
| 6/24/2023 9:30 | 0.0112 | Vertical |
| 6/25/2023 13:45 | 0.0102 | Vertical |
| 6/26/2023 8:59 | 0.0124 | Longitudinal |
| 6/27/2023 11:30 | 0.0112 | Vertical |
| 6/28/2023 20:30 | 0.0121 | Vertical |
| 6/29/2023 15:31 | 0.0121 | Vertical |

| 9111 Collins Vibration Monitor - Maximum Daily Values | | |
|---|-----------------------------------|---|
| Timestamp | Peak Particle Velocity (in./sec.) | Axis (Longitudinal/Transverse/Vertical) |
| 6/30/2023 17:30 | 0.0195 | Vertical |
| 7/1/2023 11:00 | 0.014 | Vertical |
| 7/2/2023 22:01 | 0.0137 | Vertical |
| 7/3/2023 4:16 | 0.0121 | Vertical |
| 7/4/2023 19:01 | 0.0152 | Vertical |
| 7/5/2023 13:15 | 0.0161 | Vertical |
| 7/6/2023 1:59 | 0.0137 | Vertical |
| 7/7/2023 14:30 | 0.0149 | Vertical |
| 7/8/2023 12:45 | 0.0183 | Transverse |
| 7/9/2023 8:01 | 0.0124 | Vertical |
| 7/10/2023 8:46 | 0.0304 | Vertical |
| 7/11/2023 15:00 | 0.0121 | Vertical |
| 7/12/2023 10:45 | 0.0174 | Vertical |
| 7/13/2023 12:16 | 0.0109 | Longitudinal |
| 7/14/2023 6:45 | 0.0106 | Vertical |
| 7/15/2023 0:15 | 0.0233 | Vertical |
| 7/16/2023 12:15 | 0.014 | Vertical |
| 7/17/2023 11:30 | 0.0152 | Vertical |
| 7/18/2023 8:59 | 0.0149 | Vertical |
| 7/19/2023 22:16 | 0.0121 | Vertical |
| 7/20/2023 21:45 | 0.0112 | Vertical |
| 7/21/2023 6:45 | 0.0137 | Vertical |
| 7/22/2023 12:00 | 0.013 | Vertical |
| 7/23/2023 1:45 | 0.0143 | Vertical |
| 7/24/2023 11:30 | 0.0133 | Vertical |
| 7/25/2023 12:45 | 0.0096 | Vertical |
| 7/26/2023 8:15 | 0.0357 | Vertical |
| 7/27/2023 11:30 | 0.0369 | Longitudinal |
| 7/28/2023 9:45 | 0.0124 | Vertical |
| 7/29/2023 16:15 | 0.0133 | Vertical |
| 7/30/2023 8:45 | 0.0326 | Vertical |
| 7/31/2023 6:45 | 0.0115 | Vertical |
| 8/1/2023 12:15 | 0.0317 | Vertical |
| 8/2/2023 16:45 | 0.2476 | Transverse |
| 8/3/2023 11:45 | 0.0112 | Vertical |
| 8/4/2023 10:15 | 0.0118 | Vertical |
| 8/5/2023 0:30 | 0.0112 | Vertical |
| 8/6/2023 8:45 | 0.0133 | Vertical |
| 8/7/2023 15:15 | 0.0109 | Vertical |
| 8/8/2023 13:30 | 0.0189 | Vertical |
| 8/9/2023 8:45 | 0.0233 | Vertical |
| 8/10/2023 9:45 | 0.0133 | Vertical |
| 8/11/2023 11:45 | 0.0133 | Vertical |

| 9111 Collins Vibration Monitor - Maximum Daily Values | | |
|---|-----------------------------------|---|
| Timestamp | Peak Particle Velocity (in./sec.) | Axis (Longitudinal/Transverse/Vertical) |
| 8/12/2023 11:30 | 0.0133 | Vertical |
| 8/13/2023 15:45 | 0.0146 | Transverse |
| 8/14/2023 12:00 | 0.0183 | Vertical |
| 8/15/2023 15:30 | 0.013 | Vertical |
| 8/16/2023 9:45 | 0.0127 | Vertical |
| 8/17/2023 17:00 | 0.0217 | Vertical |
| 8/18/2023 3:45 | 0.0118 | Vertical |
| 8/19/2023 4:15 | 0.0152 | Transverse |
| 8/20/2023 5:15 | 0.0137 | Vertical |
| 8/21/2023 15:30 | 0.0158 | Vertical |
| 8/22/2023 8:59 | 0.041 | Longitudinal |
| 8/23/2023 22:45 | 0.0109 | Vertical |
| 8/24/2023 14:45 | 0.0158 | Vertical |
| 8/25/2023 19:16 | 0.0217 | Vertical |
| 8/26/2023 7:30 | 0.0106 | Vertical |
| 8/27/2023 7:15 | 0.013 | Transverse |
| 8/28/2023 20:45 | 0.0099 | Vertical |
| 8/29/2023 12:00 | 0.018 | Vertical |
| 8/30/2023 9:30 | 0.0161 | Vertical |
| 8/31/2023 15:15 | 0.0233 | Longitudinal |
| 9/1/2023 23:45 | 0.027 | Vertical |
| 9/2/2023 15:00 | 0.0096 | Vertical |
| 9/3/2023 8:00 | 0.013 | Vertical |
| 9/4/2023 22:45 | 0.0124 | Vertical |
| 9/5/2023 12:00 | 0.0202 | Longitudinal |
| 9/6/2023 8:31 | 0.0118 | Vertical |
| 9/7/2023 16:01 | 0.0158 | Vertical |
| 9/8/2023 1:31 | 0.0112 | Vertical |
| 9/9/2023 3:30 | 0.0149 | Transverse |
| 9/10/2023 8:31 | 0.0152 | Vertical |
| 9/11/2023 12:00 | 0.1434 | Transverse |
| 9/12/2023 8:59 | 0.0102 | Vertical |
| 9/13/2023 14:46 | 0.0143 | Vertical |
| 9/14/2023 15:16 | 0.0146 | Longitudinal |
| 9/15/2023 12:30 | 0.0115 | Longitudinal |
| 9/16/2023 21:46 | 0.0112 | Vertical |
| 9/17/2023 9:15 | 0.013 | Vertical |
| 9/18/2023 20:30 | 0.018 | Vertical |
| 9/19/2023 12:30 | 0.0112 | Vertical |
| 9/20/2023 14:15 | 0.0155 | Vertical |
| 9/21/2023 15:23 | 0.0357 | Longitudinal |
| 9/22/2023 15:30 | 0.0133 | Vertical |
| 9/23/2023 12:30 | 0.0124 | Vertical |

| 9111 Collins Vibration Monitor - Maximum Daily Values | | |
|---|-----------------------------------|---|
| Timestamp | Peak Particle Velocity (in./sec.) | Axis (Longitudinal/Transverse/Vertical) |
| 9/24/2023 14:46 | 0.0366 | Vertical |
| 9/25/2023 6:00 | 0.013 | Vertical |
| 9/26/2023 13:59 | 0.0118 | Vertical |
| 9/27/2023 11:00 | 0.0146 | Vertical |
| 9/28/2023 10:30 | 0.0146 | Vertical |
| 9/29/2023 6:15 | 0.0112 | Transverse |
| 9/30/2023 22:01 | 0.0124 | Vertical |
| 10/1/2023 21:00 | 0.0109 | Vertical |
| 10/2/2023 18:46 | 0.0121 | Vertical |
| 10/3/2023 10:30 | 0.0096 | Transverse |
| 10/4/2023 7:30 | 0.0115 | Vertical |
| 10/5/2023 8:00 | 0.0168 | Vertical |
| 10/6/2023 14:30 | 0.013 | Longitudinal |
| 10/7/2023 18:45 | 0.0127 | Vertical |
| 10/8/2023 10:00 | 0.0118 | Vertical |
| 10/9/2023 6:45 | 0.0124 | Vertical |
| 10/10/2023 15:00 | 0.0127 | Vertical |
| 10/11/2023 17:30 | 0.0118 | Vertical |
| 10/12/2023 11:30 | 0.0177 | Vertical |
| 10/13/2023 9:30 | 0.0174 | Vertical |
| 10/14/2023 13:45 | 0.0133 | Vertical |
| 10/15/2023 20:46 | 0.0127 | Vertical |
| 10/16/2023 23:30 | 0.0118 | Vertical |
| 10/17/2023 21:30 | 0.0115 | Vertical |
| 10/18/2023 6:15 | 0.0109 | Transverse |
| 10/19/2023 17:30 | 0.0121 | Vertical |
| 10/20/2023 7:30 | 0.0112 | Vertical |
| 10/21/2023 17:30 | 0.0102 | Vertical |
| 10/22/2023 19:30 | 0.0186 | Vertical |
| 10/23/2023 9:16 | 0.0127 | Longitudinal |
| 10/24/2023 14:16 | 0.0183 | Transverse |
| 10/25/2023 18:31 | 0.0143 | Longitudinal |
| 10/26/2023 15:15 | 0.0174 | Longitudinal |
| 10/27/2023 21:00 | 0.0202 | Longitudinal |
| 10/28/2023 6:45 | 0.0161 | Vertical |
| 10/29/2023 17:01 | 0.0171 | Vertical |
| 10/30/2023 22:45 | 0.0199 | Longitudinal |
| 10/31/2023 1:59 | 0.0223 | Vertical |
| 11/1/2023 20:31 | 0.0258 | Transverse |
| 11/2/2023 3:30 | 0.0195 | Longitudinal |
| 11/3/2023 9:26 | 0.4518 | Transverse |
| 11/4/2023 1:00 | 0.0168 | Vertical |
| 11/5/2023 15:45 | 0.0171 | Longitudinal |

| 9111 Collins Vibration Monitor - Maximum Daily Values | | |
|---|-----------------------------------|---|
| Timestamp | Peak Particle Velocity (in./sec.) | Axis (Longitudinal/Transverse/Vertical) |
| 11/6/2023 9:45 | 0.0227 | Longitudinal |
| 11/7/2023 15:31 | 0.0149 | Vertical |
| 11/8/2023 8:31 | 0.0273 | Transverse |
| 11/9/2023 5:31 | 0.0149 | Longitudinal |
| 11/10/2023 10:59 | 0.0164 | Vertical |
| 11/11/2023 0:30 | 0.0164 | Vertical |
| 11/12/2023 0:59 | 0.0239 | Vertical |
| 11/13/2023 9:45 | 0.0186 | Vertical |
| 11/14/2023 22:30 | 0.031 | Vertical |
| 11/15/2023 1:30 | 0.0149 | Transverse |
| 11/16/2023 11:30 | 0.0254 | Transverse |
| 11/17/2023 2:45 | 0.0211 | Transverse |
| 11/18/2023 16:16 | 0.0143 | Vertical |
| 11/19/2023 14:00 | 0.0146 | Vertical |
| 11/20/2023 10:59 | 0.0192 | Longitudinal |
| 11/21/2023 22:30 | 0.0168 | Vertical |
| 11/22/2023 0:31 | 0.0208 | Transverse |
| 11/23/2023 13:15 | 0.0214 | Vertical |
| 11/24/2023 10:31 | 0.0186 | Vertical |
| 11/25/2023 16:31 | 0.0217 | Vertical |
| 11/26/2023 9:31 | 0.0183 | Vertical |
| 11/27/2023 14:45 | 0.0199 | Longitudinal |
| 11/28/2023 10:00 | 0.0248 | Vertical |
| 11/29/2023 10:00 | 0.0261 | Vertical |
| 11/30/2023 10:57 | 0.2805 | Transverse |
| 12/1/2023 8:30 | 0.0295 | Vertical |
| 12/2/2023 22:00 | 0.0127 | Vertical |
| 12/3/2023 12:45 | 0.0137 | Vertical |
| 12/4/2023 9:16 | 0.0168 | Longitudinal |
| 12/5/2023 15:15 | 0.0183 | Vertical |
| 12/6/2023 10:45 | 0.022 | Longitudinal |
| 12/7/2023 12:01 | 0.0329 | Transverse |
| 12/8/2023 12:00 | 0.0208 | Longitudinal |
| 12/9/2023 23:45 | 0.014 | Vertical |
| 12/10/2023 7:30 | 0.0133 | Vertical |
| 12/11/2023 9:46 | 0.0279 | Longitudinal |
| 12/12/2023 8:59 | 0.0211 | Transverse |
| 12/13/2023 12:15 | 0.0133 | Transverse |
| 12/14/2023 9:30 | 0.0261 | Transverse |
| 12/15/2023 16:01 | 0.0199 | Vertical |
| 12/16/2023 16:15 | 0.013 | Vertical |
| 12/17/2023 9:30 | 0.013 | Vertical |
| 12/18/2023 8:46 | 0.0146 | Longitudinal |

| 9111 Collins Vibration Monitor - Maximum Daily Values | | |
|---|-----------------------------------|---|
| Timestamp | Peak Particle Velocity (in./sec.) | Axis (Longitudinal/Transverse/Vertical) |
| 12/19/2023 12:15 | 0.0211 | Vertical |
| 12/20/2023 12:00 | 0.0289 | Longitudinal |
| 12/21/2023 4:01 | 0.0137 | Vertical |
| 12/22/2023 5:46 | 0.0143 | Vertical |
| 12/23/2023 8:00 | 0.0171 | Vertical |
| 12/24/2023 6:01 | 0.0152 | Vertical |
| 12/25/2023 14:30 | 0.013 | Vertical |
| 12/26/2023 23:30 | 0.0152 | Vertical |
| 12/27/2023 21:45 | 0.0143 | Vertical |
| 12/28/2023 10:01 | 0.0195 | Transverse |
| 12/29/2023 21:30 | 0.0133 | Vertical |
| 12/30/2023 0:15 | 0.0143 | Vertical |
| 12/31/2023 17:15 | 0.0146 | Transverse |
| 1/1/2024 9:15 | 0.0155 | Vertical |
| 1/2/2024 9:17 | 0.0137 | Vertical |
| 1/3/2024 5:32 | 0.0177 | Vertical |
| 1/4/2024 11:27 | 0.3407 | Longitudinal |
| 1/5/2024 14:46 | 0.0264 | Longitudinal |
| 1/6/2024 5:45 | 0.0174 | Vertical |
| 1/7/2024 8:15 | 0.0161 | Vertical |
| 1/8/2024 11:31 | 0.0326 | Transverse |
| 1/9/2024 20:01 | 0.0127 | Vertical |
| 1/10/2024 12:45 | 0.014 | Vertical |
| 1/11/2024 0:15 | 0.0124 | Vertical |
| 1/12/2024 4:00 | 0.0205 | Vertical |
| 1/13/2024 18:45 | 0.0146 | Vertical |
| 1/14/2024 3:30 | 0.0133 | Vertical |
| 1/15/2024 12:11 | 0.207 | Transverse |
| 1/16/2024 6:00 | 0.0143 | Vertical |
| 1/17/2024 10:30 | 0.018 | Longitudinal |
| 1/18/2024 6:00 | 0.0146 | Vertical |
| 1/19/2024 8:00 | 0.0171 | Vertical |
| 1/20/2024 10:45 | 0.0146 | Vertical |
| 1/21/2024 14:15 | 0.0143 | Vertical |
| 1/22/2024 19:15 | 0.0121 | Vertical |
| 1/23/2024 8:15 | 0.0164 | Vertical |
| 1/24/2024 7:45 | 0.0137 | Vertical |
| 1/25/2024 13:45 | 0.0143 | Transverse |
| 1/26/2024 21:15 | 0.0137 | Vertical |
| 1/27/2024 8:15 | 0.0161 | Vertical |
| 1/28/2024 15:30 | 0.0152 | Vertical |
| 1/29/2024 20:15 | 0.0127 | Vertical |
| 1/30/2024 18:30 | 0.0133 | Vertical |

| 9111 Collins Vibration Monitor - Maximum Daily Values | | |
|---|-----------------------------------|---|
| Timestamp | Peak Particle Velocity (in./sec.) | Axis (Longitudinal/Transverse/Vertical) |
| 1/31/2024 10:00 | 0.013 | Vertical |
| 2/1/2024 7:31 | 0.0149 | Vertical |
| 2/2/2024 6:47 | 0.0133 | Vertical |
| 2/3/2024 5:45 | 0.0149 | Vertical |
| 2/4/2024 11:30 | 0.0124 | Vertical |
| 2/5/2024 5:15 | 0.0174 | Vertical |
| 2/6/2024 17:16 | 0.0127 | Vertical |
| 2/7/2024 14:59 | 0.0149 | Vertical |
| 2/8/2024 15:15 | 0.0137 | Transverse |
| 2/9/2024 9:15 | 0.0164 | Vertical |
| 2/10/2024 12:59 | 0.0143 | Vertical |
| 2/11/2024 12:00 | 0.0133 | Vertical |
| 2/12/2024 12:59 | 0.0168 | Longitudinal |
| 2/13/2024 14:17 | 0.0245 | Vertical |
| 2/14/2024 4:59 | 0.0847 | Transverse |
| 2/15/2024 17:30 | 0.0186 | Longitudinal |
| 2/16/2024 12:00 | 0.0155 | Vertical |
| 2/17/2024 6:00 | 0.0137 | Vertical |
| 2/18/2024 9:15 | 0.0152 | Vertical |
| 2/19/2024 9:30 | 0.0137 | Vertical |
| 2/20/2024 8:45 | 0.0202 | Vertical |
| 2/21/2024 11:15 | 0.0496 | Longitudinal |
| 2/22/2024 11:17 | 0.0155 | Vertical |
| 2/23/2024 0:16 | 0.0152 | Vertical |
| 2/24/2024 14:00 | 0.0143 | Vertical |
| 2/25/2024 9:16 | 0.0171 | Vertical |
| 2/26/2024 20:00 | 0.0137 | Vertical |
| 2/27/2024 17:15 | 0.018 | Longitudinal |
| 2/28/2024 6:00 | 0.014 | Vertical |
| 2/29/2024 0:30 | 0.0124 | Vertical |
| 3/1/2024 18:59 | 0.013 | Vertical |
| 3/2/2024 5:30 | 0.013 | Vertical |
| 3/3/2024 14:00 | 0.0137 | Vertical |
| 3/4/2024 13:46 | 0.0211 | Longitudinal |
| 3/5/2024 15:45 | 0.0168 | Longitudinal |
| 3/6/2024 4:59 | 0.013 | Vertical |
| 3/7/2024 23:30 | 0.0143 | Vertical |
| 3/8/2024 16:30 | 0.0177 | Longitudinal |
| 3/9/2024 12:59 | 0.0149 | Vertical |
| 3/10/2024 13:00 | 0.0137 | Vertical |
| 3/11/2024 20:15 | 0.0143 | Vertical |
| 3/12/2024 13:45 | 0.0158 | Vertical |
| 3/13/2024 15:59 | 0.0164 | Longitudinal |

| 9111 Collins Vibration Monitor - Maximum Daily Values | | |
|---|-----------------------------------|---|
| Timestamp | Peak Particle Velocity (in./sec.) | Axis (Longitudinal/Transverse/Vertical) |
| 3/14/2024 8:31 | 0.0183 | Longitudinal |
| 3/15/2024 5:30 | 0.0202 | Vertical |
| 3/16/2024 11:16 | 0.0137 | Vertical |
| 3/17/2024 16:30 | 0.0146 | Vertical |
| 3/18/2024 5:30 | 0.014 | Vertical |
| 3/19/2024 0:30 | 0.014 | Vertical |
| 3/20/2024 13:45 | 0.0177 | Vertical |
| 3/21/2024 18:30 | 0.0158 | Vertical |
| 3/22/2024 11:30 | 0.0168 | Vertical |
| 3/23/2024 14:30 | 0.0658 | Vertical |
| 3/24/2024 18:30 | 0.0149 | Vertical |
| 3/25/2024 9:45 | 0.0698 | Vertical |
| 3/26/2024 15:30 | 0.0459 | Transverse |
| 3/27/2024 10:45 | 0.0264 | Longitudinal |
| 3/28/2024 10:16 | 0.0254 | Longitudinal |
| 3/29/2024 15:59 | 0.031 | Transverse |
| 3/30/2024 8:30 | 0.0161 | Transverse |
| 3/31/2024 13:45 | 0.0149 | Vertical |
| 4/1/2024 13:59 | 0.0385 | Longitudinal |
| 4/2/2024 11:16 | 0.0264 | Longitudinal |
| 4/3/2024 11:46 | 0.0369 | Vertical |
| 4/4/2024 15:15 | 0.0621 | Longitudinal |
| 4/5/2024 9:15 | 0.0416 | Vertical |
| 4/6/2024 11:00 | 0.0254 | Longitudinal |
| 4/7/2024 5:59 | 0.0149 | Vertical |
| 4/8/2024 13:01 | 0.0652 | Vertical |
| 4/9/2024 13:45 | 0.0289 | Longitudinal |
| 4/10/2024 9:17 | 0.0549 | Longitudinal |
| 4/11/2024 15:00 | 0.0543 | Longitudinal |
| 4/12/2024 15:59 | 0.0742 | Vertical |
| 4/13/2024 9:45 | 0.0847 | Longitudinal |
| 4/14/2024 22:16 | 0.014 | Vertical |

| 9124 Collins Vibration Monitor - Maximum Daily Values | | |
|---|-----------------------------------|---|
| Timestamp | Peak Particle Velocity (in./sec.) | Axis (Longitudinal/Transverse/Vertical) |
| 2/21/2023 13:30 | 0.0307 | Longitudinal |
| 2/22/2023 6:00 | 0.0171 | Longitudinal |
| 2/23/2023 12:59 | 0.0168 | Longitudinal |
| 2/24/2023 9:00 | 0.0379 | Longitudinal |
| 2/25/2023 2:00 | 0.0164 | Longitudinal |
| 2/26/2023 9:15 | 0.0168 | Longitudinal |
| 2/27/2023 11:00 | 0.0357 | Longitudinal |
| 2/28/2023 23:00 | 0.0192 | Vertical |
| 3/1/2023 22:00 | 0.0186 | Vertical |
| 3/2/2023 15:30 | 0.224 | Longitudinal |
| 3/3/2023 9:15 | 0.0267 | Transverse |
| 3/4/2023 6:30 | 0.018 | Vertical |
| 3/5/2023 12:15 | 0.0195 | Vertical |
| 3/6/2023 11:01 | 0.0264 | Longitudinal |
| 3/7/2023 15:00 | 0.0341 | Transverse |
| 3/8/2023 11:30 | 0.0158 | Transverse |
| 3/9/2023 18:45 | 0.0195 | Longitudinal |
| 3/10/2023 9:45 | 0.0242 | Longitudinal |
| 3/11/2023 16:00 | 0.0239 | Vertical |
| 3/12/2023 15:30 | 0.0223 | Vertical |
| 3/13/2023 11:15 | 0.0199 | Transverse |
| 3/14/2023 17:15 | 0.0183 | Vertical |
| 3/15/2023 2:15 | 0.0205 | Vertical |
| 3/16/2023 21:30 | 0.0205 | Vertical |
| 3/17/2023 20:45 | 0.0335 | Longitudinal |
| 3/18/2023 22:15 | 0.022 | Vertical |
| 3/19/2023 7:30 | 0.0199 | Vertical |
| 3/20/2023 11:30 | 0.0282 | Transverse |
| 3/21/2023 14:30 | 0.0292 | Transverse |
| 3/22/2023 9:30 | 0.0348 | Transverse |
| 3/23/2023 11:00 | 0.023 | Longitudinal |
| 3/24/2023 19:45 | 0.0227 | Vertical |
| 3/25/2023 11:00 | 0.0164 | Vertical |
| 3/26/2023 8:59 | 0.0245 | Vertical |
| 3/27/2023 0:15 | 0.0205 | Vertical |
| 3/28/2023 11:45 | 0.0214 | Longitudinal |
| 3/29/2023 11:30 | 0.0183 | Longitudinal |
| 3/30/2023 18:00 | 0.0158 | Vertical |
| 3/31/2023 6:15 | 0.0195 | Vertical |
| 4/1/2023 7:30 | 0.0195 | Vertical |
| 4/2/2023 7:15 | 0.0205 | Vertical |
| 4/3/2023 2:15 | 0.0199 | Vertical |
| 4/4/2023 13:59 | 0.0217 | Vertical |

| 9124 Collins Vibration Monitor - Maximum Daily Values | | |
|---|-----------------------------------|---|
| Timestamp | Peak Particle Velocity (in./sec.) | Axis (Longitudinal/Transverse/Vertical) |
| 4/5/2023 20:30 | 0.0192 | Vertical |
| 4/6/2023 17:45 | 0.0189 | Vertical |
| 4/7/2023 12:00 | 0.059 | Vertical |
| 4/8/2023 5:00 | 0.0217 | Longitudinal |
| 4/9/2023 12:30 | 0.0214 | Vertical |
| 4/10/2023 11:15 | 0.022 | Transverse |
| 4/11/2023 0:30 | 0.014 | Vertical |
| 4/12/2023 22:00 | 0.018 | Vertical |
| 4/13/2023 22:15 | 0.0192 | Vertical |
| 4/14/2023 10:15 | 0.023 | Transverse |
| 4/15/2023 16:15 | 0.0202 | Vertical |
| 4/16/2023 21:30 | 0.036 | Longitudinal |
| 4/17/2023 11:17 | 0.0233 | Transverse |
| 4/18/2023 12:00 | 0.0183 | Longitudinal |
| 4/19/2023 22:30 | 0.0186 | Longitudinal |
| 4/20/2023 13:59 | 0.022 | Longitudinal |
| 4/21/2023 8:45 | 0.0161 | Transverse |
| 4/22/2023 10:45 | 0.0223 | Vertical |
| 4/23/2023 13:00 | 0.0211 | Vertical |
| 4/24/2023 13:00 | 0.027 | Longitudinal |
| 4/25/2023 16:15 | 0.0158 | Vertical |
| 4/26/2023 17:16 | 0.0211 | Vertical |
| 4/27/2023 12:15 | 0.0394 | Longitudinal |
| 4/28/2023 15:30 | 0.2616 | Vertical |
| 4/29/2023 12:15 | 0.0245 | Vertical |
| 4/30/2023 8:00 | 0.0199 | Vertical |
| 5/1/2023 19:00 | 0.0264 | Vertical |
| 5/2/2023 21:30 | 0.0199 | Vertical |
| 5/3/2023 9:30 | 0.023 | Transverse |
| 5/4/2023 8:45 | 0.0344 | Longitudinal |
| 5/5/2023 14:46 | 0.0953 | Vertical |
| 5/6/2023 10:15 | 0.058 | Longitudinal |
| 5/7/2023 10:17 | 0.0202 | Vertical |
| 5/8/2023 10:16 | 0.0285 | Transverse |
| 5/9/2023 1:30 | 0.0242 | Vertical |
| 5/10/2023 5:45 | 0.0251 | Vertical |
| 5/11/2023 11:45 | 0.0872 | Longitudinal |
| 5/12/2023 17:45 | 0.0189 | Vertical |
| 5/13/2023 9:15 | 0.0233 | Vertical |
| 5/14/2023 7:30 | 0.023 | Vertical |
| 5/15/2023 12:45 | 0.0366 | Transverse |
| 5/16/2023 23:30 | 0.022 | Vertical |
| 5/17/2023 0:00 | 0.0208 | Vertical |

| 9124 Collins Vibration Monitor - Maximum Daily Values | | |
|---|-----------------------------------|---|
| Timestamp | Peak Particle Velocity (in./sec.) | Axis (Longitudinal/Transverse/Vertical) |
| 5/18/2023 17:15 | 0.0211 | Vertical |
| 5/19/2023 2:45 | 0.0183 | Vertical |
| 5/20/2023 16:15 | 0.0236 | Vertical |
| 5/21/2023 7:30 | 0.0251 | Vertical |
| 5/22/2023 12:15 | 0.0282 | Transverse |
| 5/23/2023 12:30 | 0.0195 | Longitudinal |
| 5/24/2023 17:15 | 0.0177 | Vertical |
| 5/25/2023 19:45 | 0.0189 | Vertical |
| 5/26/2023 11:15 | 0.0276 | Longitudinal |
| 5/27/2023 8:00 | 0.0211 | Vertical |
| 5/28/2023 11:15 | 0.0186 | Vertical |
| 5/29/2023 8:15 | 0.0214 | Transverse |
| 5/30/2023 21:15 | 0.022 | Transverse |
| 5/31/2023 22:15 | 0.0177 | Vertical |
| 6/1/2023 11:45 | 0.0279 | Longitudinal |
| 6/2/2023 12:00 | 0.0636 | Vertical |
| 6/3/2023 6:45 | 0.0236 | Vertical |
| 6/4/2023 10:15 | 0.0208 | Vertical |
| 6/5/2023 9:15 | 0.0285 | Longitudinal |
| 6/6/2023 0:46 | 0.0223 | Vertical |
| 6/7/2023 18:30 | 0.0189 | Vertical |
| 6/8/2023 16:15 | 0.0202 | Vertical |
| 6/9/2023 10:30 | 0.0242 | Transverse |
| 6/10/2023 17:16 | 0.0242 | Vertical |
| 6/11/2023 11:15 | 0.0223 | Vertical |
| 6/12/2023 9:30 | 0.049 | Longitudinal |
| 6/13/2023 17:00 | 0.0348 | Longitudinal |
| 6/14/2023 13:45 | 0.0428 | Transverse |
| 6/15/2023 10:31 | 0.0344 | Longitudinal |
| 6/16/2023 10:45 | 0.0369 | Transverse |
| 6/17/2023 5:45 | 0.0301 | Vertical |
| 6/18/2023 16:00 | 0.022 | Vertical |
| 6/19/2023 8:30 | 0.0289 | Transverse |
| 6/20/2023 6:00 | 0.0285 | Vertical |
| 6/21/2023 23:30 | 0.0223 | Vertical |
| 6/22/2023 1:30 | 0.0254 | Vertical |
| 6/23/2023 10:15 | 0.1431 | Longitudinal |
| 6/24/2023 17:15 | 0.0214 | Vertical |
| 6/25/2023 14:15 | 0.0285 | Transverse |
| 6/26/2023 10:00 | 0.0357 | Longitudinal |
| 6/27/2023 12:00 | 0.059 | Longitudinal |
| 6/28/2023 11:45 | 0.0233 | Longitudinal |
| 6/29/2023 8:59 | 0.0211 | Longitudinal |

| 9124 Collins Vibration Monitor - Maximum Daily Values | | |
|---|-----------------------------------|---|
| Timestamp | Peak Particle Velocity (in./sec.) | Axis (Longitudinal/Transverse/Vertical) |
| 6/30/2023 10:00 | 0.0236 | Transverse |
| 7/1/2023 8:00 | 0.0208 | Vertical |
| 7/2/2023 20:45 | 0.0233 | Vertical |
| 7/3/2023 12:30 | 0.1977 | Longitudinal |
| 7/4/2023 20:15 | 0.0211 | Longitudinal |
| 7/5/2023 13:15 | 0.0348 | Vertical |
| 7/6/2023 10:45 | 0.0298 | Longitudinal |
| 7/7/2023 12:15 | 0.0335 | Vertical |
| 7/8/2023 12:15 | 0.0254 | Vertical |
| 7/9/2023 0:45 | 0.0227 | Vertical |
| 7/10/2023 15:15 | 0.0276 | Longitudinal |
| 7/11/2023 15:30 | 0.0273 | Transverse |
| 7/12/2023 22:45 | 0.022 | Vertical |
| 7/13/2023 0:30 | 0.022 | Vertical |
| 7/14/2023 2:30 | 0.0214 | Vertical |
| 7/15/2023 8:00 | 0.0236 | Vertical |
| 7/16/2023 16:46 | 0.0214 | Vertical |
| 7/17/2023 9:15 | 0.041 | Transverse |
| 7/18/2023 11:15 | 0.0239 | Transverse |
| 7/19/2023 10:30 | 0.0273 | Transverse |
| 7/20/2023 10:16 | 0.0313 | Longitudinal |
| 7/21/2023 4:45 | 0.0391 | Longitudinal |
| 7/22/2023 22:15 | 0.0307 | Vertical |
| 7/23/2023 0:00 | 0.0242 | Vertical |
| 7/24/2023 9:15 | 0.0254 | Transverse |
| 7/25/2023 15:15 | 0.0301 | Transverse |
| 7/26/2023 17:01 | 0.0248 | Vertical |
| 7/27/2023 13:47 | 0.0332 | Longitudinal |
| 7/28/2023 11:00 | 0.027 | Transverse |
| 7/29/2023 11:15 | 0.027 | Vertical |
| 7/30/2023 16:30 | 0.0217 | Vertical |
| 7/31/2023 23:45 | 0.036 | Vertical |
| 8/1/2023 1:00 | 0.0422 | Transverse |
| 8/2/2023 17:00 | 0.1167 | Longitudinal |
| 8/3/2023 7:15 | 0.0239 | Vertical |
| 8/4/2023 22:45 | 0.0236 | Vertical |
| 8/5/2023 9:45 | 0.0273 | Vertical |
| 8/6/2023 21:15 | 0.0223 | Vertical |
| 8/7/2023 12:30 | 0.0248 | Vertical |
| 8/8/2023 21:30 | 0.0227 | Vertical |
| 8/9/2023 16:15 | 0.0348 | Transverse |
| 8/10/2023 19:59 | 0.0292 | Vertical |
| 8/11/2023 12:45 | 0.0366 | Longitudinal |

| 9124 Collins Vibration Monitor - Maximum Daily Values | | |
|---|-----------------------------------|---|
| Timestamp | Peak Particle Velocity (in./sec.) | Axis (Longitudinal/Transverse/Vertical) |
| 8/12/2023 12:45 | 0.0282 | Vertical |
| 8/13/2023 18:30 | 0.027 | Vertical |
| 8/14/2023 11:00 | 0.0317 | Transverse |
| 8/15/2023 6:45 | 0.0295 | Vertical |
| 8/16/2023 13:30 | 0.049 | Transverse |
| 8/17/2023 0:02 | 0.0317 | Vertical |
| 8/18/2023 10:15 | 0.0251 | Transverse |
| 8/19/2023 4:15 | 0.0273 | Vertical |
| 8/20/2023 18:00 | 0.0248 | Vertical |
| 8/21/2023 13:15 | 0.0329 | Transverse |
| 8/22/2023 0:00 | 0.0245 | Vertical |
| 8/23/2023 14:45 | 0.0267 | Vertical |
| 8/24/2023 11:00 | 0.0273 | Transverse |
| 8/25/2023 1:00 | 0.0248 | Vertical |
| 8/26/2023 13:30 | 0.0354 | Longitudinal |
| 8/27/2023 19:15 | 0.0258 | Vertical |
| 8/28/2023 17:45 | 0.0261 | Vertical |
| 8/29/2023 9:15 | 0.0264 | Vertical |
| 8/30/2023 11:30 | 0.058 | Longitudinal |
| 8/31/2023 12:15 | 0.0279 | Vertical |
| 9/1/2023 11:15 | 0.0285 | Vertical |
| 9/2/2023 23:46 | 0.0254 | Vertical |
| 9/3/2023 10:45 | 0.0289 | Vertical |
| 9/4/2023 3:45 | 0.0289 | Vertical |
| 9/5/2023 6:01 | 0.0295 | Vertical |
| 9/6/2023 18:16 | 0.0887 | Longitudinal |
| 9/7/2023 11:45 | 0.0199 | Vertical |
| 9/8/2023 18:15 | 0.0174 | Vertical |
| 9/9/2023 23:17 | 0.0242 | Vertical |
| 9/10/2023 2:16 | 0.0276 | Vertical |
| 9/11/2023 7:30 | 0.0205 | Transverse |
| 9/12/2023 9:15 | 0.0195 | Vertical |
| 9/13/2023 16:01 | 0.0258 | Longitudinal |
| 9/14/2023 15:31 | 0.018 | Transverse |
| 9/15/2023 11:00 | 0.0267 | Transverse |
| 9/16/2023 6:16 | 0.0239 | Vertical |
| 9/17/2023 9:17 | 0.0254 | Vertical |
| 9/18/2023 1:59 | 0.0248 | Vertical |
| 9/19/2023 10:00 | 0.0208 | Vertical |
| 9/20/2023 16:15 | 0.0301 | Transverse |
| 9/21/2023 15:46 | 0.0853 | Longitudinal |
| 9/22/2023 1:17 | 0.0261 | Vertical |
| 9/23/2023 4:31 | 0.0267 | Vertical |

| 9124 Collins Vibration Monitor - Maximum Daily Values | | |
|---|-----------------------------------|---|
| Timestamp | Peak Particle Velocity (in./sec.) | Axis (Longitudinal/Transverse/Vertical) |
| 9/24/2023 3:02 | 0.0261 | Vertical |
| 9/25/2023 8:30 | 0.0282 | Vertical |
| 9/26/2023 15:31 | 0.0276 | Vertical |
| 9/27/2023 5:00 | 0.0254 | Vertical |
| 9/28/2023 19:30 | 0.027 | Vertical |
| 9/29/2023 9:45 | 0.0254 | Vertical |
| 9/30/2023 11:00 | 0.0338 | Longitudinal |
| 10/1/2023 4:01 | 0.0242 | Vertical |
| 10/2/2023 13:59 | 0.0227 | Vertical |
| 10/3/2023 8:45 | 0.0298 | Transverse |
| 10/4/2023 9:45 | 0.0248 | Longitudinal |
| 10/5/2023 11:45 | 0.023 | Transverse |
| 10/6/2023 6:01 | 0.0245 | Vertical |
| 10/7/2023 10:45 | 0.0208 | Vertical |
| 10/8/2023 7:30 | 0.0317 | Vertical |
| 10/9/2023 2:30 | 0.0273 | Vertical |
| 10/10/2023 7:00 | 0.027 | Vertical |
| 10/11/2023 10:15 | 0.0273 | Vertical |
| 10/12/2023 14:37 | 0.1105 | Longitudinal |
| 10/13/2023 22:16 | 0.0208 | Vertical |
| 10/14/2023 19:01 | 0.022 | Vertical |
| 10/15/2023 19:16 | 0.0211 | Vertical |
| 10/16/2023 21:00 | 0.0183 | Vertical |
| 10/17/2023 17:46 | 0.0223 | Transverse |
| 10/18/2023 18:15 | 0.0189 | Vertical |
| 10/19/2023 1:45 | 0.0261 | Transverse |
| 10/20/2023 14:57 | 0.1111 | Longitudinal |
| 10/21/2023 12:45 | 0.0543 | Longitudinal |
| 10/22/2023 15:15 | 0.0211 | Vertical |
| 10/23/2023 14:15 | 0.0379 | Transverse |
| 10/24/2023 9:00 | 0.0633 | Transverse |
| 10/25/2023 14:16 | 0.0534 | Longitudinal |
| 10/26/2023 15:15 | 0.0369 | Vertical |
| 10/27/2023 11:00 | 0.041 | Transverse |
| 10/28/2023 17:59 | 0.0416 | Longitudinal |
| 10/29/2023 17:03 | 0.0416 | Longitudinal |
| 10/30/2023 22:46 | 0.0329 | Transverse |
| 10/31/2023 1:15 | 0.0524 | Transverse |
| 11/1/2023 11:46 | 0.0543 | Longitudinal |
| 11/2/2023 23:32 | 0.0329 | Vertical |
| 11/3/2023 14:30 | 0.0388 | Vertical |
| 11/4/2023 17:59 | 0.0379 | Longitudinal |
| 11/5/2023 16:00 | 0.0407 | Vertical |

| 9124 Collins Vibration Monitor - Maximum Daily Values | | |
|---|-----------------------------------|---|
| Timestamp | Peak Particle Velocity (in./sec.) | Axis (Longitudinal/Transverse/Vertical) |
| 11/6/2023 17:15 | 0.0403 | Longitudinal |
| 11/7/2023 18:46 | 0.0645 | Transverse |
| 11/8/2023 8:31 | 0.0456 | Transverse |
| 11/9/2023 21:17 | 0.0642 | Longitudinal |
| 11/10/2023 20:45 | 0.0552 | Longitudinal |
| 11/11/2023 21:16 | 0.054 | Longitudinal |
| 11/12/2023 20:59 | 0.0621 | Longitudinal |
| 11/13/2023 13:37 | 0.1458 | Vertical |
| 11/14/2023 4:00 | 0.0534 | Longitudinal |
| 11/15/2023 10:45 | 0.0279 | Transverse |
| 11/16/2023 12:46 | 0.0528 | Transverse |
| 11/17/2023 4:15 | 0.027 | Vertical |
| 11/18/2023 16:15 | 0.032 | Longitudinal |
| 11/19/2023 3:30 | 0.0317 | Longitudinal |
| 11/20/2023 20:47 | 0.0484 | Transverse |
| 11/21/2023 10:31 | 0.0307 | Transverse |
| 11/22/2023 12:59 | 0.04 | Transverse |
| 11/23/2023 13:15 | 0.0292 | Vertical |
| 11/24/2023 19:30 | 0.0341 | Vertical |
| 11/25/2023 16:30 | 0.0313 | Vertical |
| 11/26/2023 8:45 | 0.0307 | Vertical |
| 11/27/2023 17:15 | 0.0313 | Vertical |
| 11/28/2023 20:45 | 0.0292 | Longitudinal |
| 11/29/2023 10:30 | 0.04 | Transverse |
| 11/30/2023 8:32 | 0.0332 | Longitudinal |
| 12/1/2023 8:30 | 0.1269 | Transverse |
| 12/2/2023 22:01 | 0.0233 | Vertical |
| 12/3/2023 16:31 | 0.0258 | Vertical |
| 12/4/2023 15:30 | 0.0484 | Longitudinal |
| 12/5/2023 15:16 | 0.0559 | Transverse |
| 12/6/2023 10:00 | 0.0509 | Transverse |
| 12/7/2023 12:30 | 0.0766 | Transverse |
| 12/8/2023 12:15 | 0.0546 | Transverse |
| 12/9/2023 7:15 | 0.0273 | Vertical |
| 12/10/2023 11:15 | 0.031 | Vertical |
| 12/11/2023 8:30 | 0.0503 | Vertical |
| 12/12/2023 12:45 | 0.0618 | Transverse |
| 12/13/2023 12:15 | 0.0422 | Transverse |
| 12/14/2023 10:59 | 0.0568 | Transverse |
| 12/15/2023 15:15 | 0.0369 | Transverse |
| 12/16/2023 10:31 | 0.0258 | Transverse |
| 12/17/2023 14:16 | 0.023 | Vertical |
| 12/18/2023 8:15 | 0.0332 | Transverse |

| 9124 Collins Vibration Monitor - Maximum Daily Values | | |
|---|-----------------------------------|---|
| Timestamp | Peak Particle Velocity (in./sec.) | Axis (Longitudinal/Transverse/Vertical) |
| 12/19/2023 8:15 | 0.0413 | Transverse |
| 12/20/2023 12:00 | 0.0413 | Transverse |
| 12/21/2023 8:45 | 0.0267 | Transverse |
| 12/22/2023 10:31 | 0.0227 | Transverse |
| 12/23/2023 2:15 | 0.0251 | Longitudinal |
| 12/24/2023 20:00 | 0.0242 | Vertical |
| 12/25/2023 14:30 | 0.0292 | Vertical |
| 12/26/2023 16:15 | 0.0251 | Vertical |
| 12/27/2023 12:15 | 0.1204 | Longitudinal |
| 12/28/2023 10:00 | 0.0416 | Transverse |
| 12/29/2023 20:45 | 0.0304 | Longitudinal |
| 12/30/2023 0:15 | 0.0267 | Longitudinal |
| 12/31/2023 18:45 | 0.0298 | Longitudinal |
| 1/1/2024 8:15 | 0.0285 | Transverse |
| 1/2/2024 9:32 | 0.0289 | Transverse |
| 1/3/2024 9:31 | 0.063 | Transverse |
| 1/4/2024 14:30 | 0.0537 | Longitudinal |
| 1/5/2024 9:15 | 0.0608 | Transverse |
| 1/6/2024 5:45 | 0.0264 | Transverse |
| 1/7/2024 8:15 | 0.0307 | Longitudinal |
| 1/8/2024 11:19 | 0.1769 | Vertical |
| 1/9/2024 8:30 | 0.027 | Vertical |
| 1/10/2024 2:45 | 0.0258 | Vertical |
| 1/11/2024 15:15 | 0.0822 | Longitudinal |
| 1/12/2024 12:00 | 0.0773 | Longitudinal |
| 1/13/2024 0:00 | 0.0618 | Transverse |
| 1/14/2024 12:15 | 0.0636 | Transverse |
| 1/15/2024 7:45 | 0.0667 | Transverse |
| 1/16/2024 13:46 | 0.0537 | Longitudinal |
| 1/17/2024 10:59 | 0.1216 | Longitudinal |
| 1/18/2024 10:00 | 0.0915 | Longitudinal |
| 1/19/2024 0:30 | 0.0264 | Vertical |
| 1/20/2024 14:59 | 0.0248 | Vertical |
| 1/21/2024 7:45 | 0.0264 | Longitudinal |
| 1/22/2024 10:15 | 0.0534 | Longitudinal |
| 1/23/2024 22:45 | 0.0273 | Vertical |
| 1/24/2024 9:15 | 0.0242 | Longitudinal |
| 1/25/2024 11:45 | 0.0391 | Longitudinal |
| 1/26/2024 16:45 | 0.0289 | Vertical |
| 1/27/2024 7:46 | 0.0301 | Vertical |
| 1/28/2024 10:59 | 0.0298 | Vertical |
| 1/29/2024 16:00 | 0.0394 | Transverse |
| 1/30/2024 13:45 | 0.036 | Longitudinal |

| 9124 Collins Vibration Monitor - Maximum Daily Values | | |
|---|-----------------------------------|---|
| Timestamp | Peak Particle Velocity (in./sec.) | Axis (Longitudinal/Transverse/Vertical) |
| 1/31/2024 22:15 | 0.0251 | Vertical |
| 2/1/2024 12:59 | 0.0379 | Longitudinal |
| 2/2/2024 4:37 | 0.0428 | Longitudinal |
| 2/3/2024 8:31 | 0.0264 | Vertical |
| 2/4/2024 9:30 | 0.0242 | Vertical |
| 2/5/2024 5:15 | 0.0233 | Transverse |
| 2/6/2024 13:30 | 0.036 | Longitudinal |
| 2/7/2024 10:01 | 0.0493 | Longitudinal |
| 2/8/2024 8:59 | 0.0776 | Longitudinal |
| 2/9/2024 12:30 | 0.0465 | Longitudinal |
| 2/10/2024 12:00 | 0.0254 | Vertical |
| 2/11/2024 12:00 | 0.0279 | Vertical |
| 2/12/2024 8:16 | 0.0425 | Transverse |
| 2/13/2024 1:31 | 0.0711 | Transverse |
| 2/14/2024 23:30 | 0.0403 | Transverse |
| 2/15/2024 22:59 | 0.0649 | Transverse |
| 2/16/2024 3:45 | 0.1201 | Longitudinal |
| 2/17/2024 13:45 | 0.0254 | Vertical |
| 2/18/2024 12:15 | 0.0289 | Vertical |
| 2/19/2024 7:46 | 0.0233 | Transverse |
| 2/20/2024 22:30 | 0.1282 | Transverse |
| 2/21/2024 22:16 | 0.1192 | Longitudinal |
| 2/22/2024 22:59 | 0.1303 | Longitudinal |
| 2/23/2024 4:16 | 0.1669 | Longitudinal |
| 2/24/2024 14:15 | 0.0835 | Longitudinal |
| 2/25/2024 13:15 | 0.0903 | Longitudinal |
| 2/26/2024 4:59 | 0.0847 | Longitudinal |
| 2/27/2024 22:46 | 0.0965 | Longitudinal |
| 2/28/2024 23:45 | 0.0863 | Longitudinal |
| 2/29/2024 9:15 | 0.0621 | Transverse |
| 3/1/2024 22:01 | 0.0419 | Longitudinal |
| 3/2/2024 16:01 | 0.0425 | Longitudinal |
| 3/3/2024 22:31 | 0.0425 | Longitudinal |
| 3/4/2024 14:59 | 0.0528 | Longitudinal |
| 3/5/2024 15:15 | 0.0636 | Longitudinal |
| 3/6/2024 22:59 | 0.0689 | Longitudinal |
| 3/7/2024 0:45 | 0.0701 | Longitudinal |
| 3/8/2024 11:30 | 0.0742 | Longitudinal |
| 3/9/2024 13:30 | 0.0822 | Longitudinal |
| 3/10/2024 11:59 | 0.0825 | Longitudinal |
| 3/11/2024 13:15 | 0.0981 | Longitudinal |
| 3/12/2024 12:23 | 0.081 | Longitudinal |
| 3/13/2024 14:30 | 0.0999 | Longitudinal |

| 9124 Collins Vibration Monitor - Maximum Daily Values | | |
|---|-----------------------------------|---|
| Timestamp | Peak Particle Velocity (in./sec.) | Axis (Longitudinal/Transverse/Vertical) |
| 3/14/2024 15:16 | 0.081 | Longitudinal |
| 3/15/2024 2:30 | 0.1288 | Transverse |
| 3/16/2024 11:46 | 0.1021 | Longitudinal |
| 3/17/2024 10:46 | 0.0838 | Longitudinal |
| 3/18/2024 13:45 | 0.0825 | Longitudinal |
| 3/19/2024 7:00 | 0.0782 | Longitudinal |
| 3/20/2024 5:59 | 0.0689 | Longitudinal |
| 3/21/2024 21:15 | 0.0785 | Longitudinal |
| 3/22/2024 7:30 | 0.081 | Longitudinal |
| 3/23/2024 9:45 | 0.0649 | Longitudinal |
| 3/24/2024 21:00 | 0.0838 | Longitudinal |
| 3/25/2024 17:16 | 0.0915 | Longitudinal |
| 3/26/2024 22:46 | 0.0838 | Longitudinal |
| 3/27/2024 18:16 | 0.0872 | Longitudinal |
| 3/28/2024 6:45 | 0.0844 | Longitudinal |
| 3/29/2024 14:00 | 0.0999 | Longitudinal |
| 3/30/2024 13:00 | 0.0903 | Longitudinal |
| 3/31/2024 11:16 | 0.0919 | Longitudinal |
| 4/1/2024 19:15 | 0.0971 | Longitudinal |
| 4/2/2024 4:15 | 0.0341 | Longitudinal |
| 4/3/2024 11:44 | 1.1578 | Longitudinal |
| 4/4/2024 9:45 | 0.0509 | Longitudinal |
| 4/5/2024 9:15 | 0.1223 | Transverse |
| 4/6/2024 23:02 | 0.0518 | Longitudinal |
| 4/7/2024 5:46 | 0.0317 | Longitudinal |
| 4/8/2024 8:49 | 0.1117 | Longitudinal |
| 4/9/2024 15:45 | 0.0531 | Transverse |
| 4/10/2024 14:15 | 0.0534 | Longitudinal |
| 4/11/2024 8:15 | 0.0462 | Longitudinal |
| 4/12/2024 4:45 | 0.0388 | Longitudinal |
| 4/13/2024 5:20 | 0.0298 | Longitudinal |
| 4/14/2024 14:30 | 0.032 | Longitudinal |

| 9124 Collins VM2 Vibration Monitor - Maximum Daily Values | | |
|---|-----------------------------------|---|
| Timestamp | Peak Particle Velocity (in./sec.) | Axis (Longitudinal/Transverse/Vertical) |
| 11/1/2023 12:13 | 0.2172 | Vertical |
| 11/2/2023 6:02 | 0.0338 | Vertical |
| 11/3/2023 15:32 | 0.0673 | Longitudinal |
| 11/4/2023 23:02 | 0.0264 | Longitudinal |
| 11/5/2023 9:47 | 0.0242 | Longitudinal |
| 11/6/2023 4:36 | 0.0484 | Vertical |
| 11/7/2023 15:32 | 0.0301 | Vertical |
| 11/8/2023 14:30 | 0.0509 | Vertical |
| 11/9/2023 0:01 | 0.0292 | Vertical |
| 11/10/2023 1:32 | 0.0236 | Vertical |
| 11/11/2023 0:59 | 0.0192 | Longitudinal |
| 11/12/2023 18:32 | 0.0211 | Vertical |
| 11/13/2023 14:24 | 0.0472 | Vertical |
| 11/14/2023 22:02 | 0.0459 | Vertical |
| 11/15/2023 10:32 | 0.0388 | Vertical |
| 11/16/2023 12:47 | 0.0469 | Transverse |
| 11/17/2023 9:47 | 0.0627 | Vertical |
| 11/18/2023 6:32 | 0.0146 | Vertical |
| 11/19/2023 20:32 | 0.0189 | Vertical |
| 11/20/2023 15:30 | 0.0627 | Transverse |
| 11/21/2023 12:26 | 0.0676 | Transverse |
| 11/22/2023 12:30 | 0.072 | Vertical |
| 11/23/2023 17:32 | 0.0146 | Vertical |
| 11/24/2023 13:32 | 0.018 | Vertical |
| 11/25/2023 16:15 | 0.0146 | Vertical |
| 11/26/2023 21:32 | 0.013 | Vertical |
| 11/27/2023 11:34 | 0.2563 | Transverse |
| 11/28/2023 9:15 | 0.0453 | Vertical |
| 11/29/2023 10:30 | 0.0521 | Vertical |
| 11/30/2023 14:45 | 0.0472 | Vertical |
| 12/1/2023 8:45 | 0.0704 | Longitudinal |
| 12/2/2023 21:15 | 0.0115 | Vertical |
| 12/3/2023 18:15 | 0.0121 | Vertical |
| 12/4/2023 14:45 | 0.1036 | Vertical |
| 12/5/2023 8:15 | 0.0695 | Vertical |
| 12/6/2023 9:00 | 0.0608 | Vertical |
| 12/7/2023 12:00 | 0.0856 | Longitudinal |
| 12/8/2023 9:00 | 0.0894 | Vertical |
| 12/9/2023 10:30 | 0.0124 | Vertical |
| 12/10/2023 8:45 | 0.0109 | Vertical |
| 12/11/2023 12:21 | 0.1521 | Vertical |
| 12/12/2023 12:15 | 0.0956 | Vertical |
| 12/13/2023 12:15 | 0.0695 | Vertical |

| 9124 Collins VM2 Vibration Monitor - Maximum Daily Values | | |
|---|-----------------------------------|---|
| Timestamp | Peak Particle Velocity (in./sec.) | Axis (Longitudinal/Transverse/Vertical) |
| 12/14/2023 9:30 | 0.0878 | Vertical |
| 12/15/2023 15:15 | 0.0354 | Vertical |
| 12/16/2023 5:45 | 0.0102 | Vertical |
| 12/17/2023 1:15 | 0.0096 | Vertical |
| 12/18/2023 12:59 | 0.0487 | Longitudinal |
| 12/19/2023 9:30 | 0.0462 | Transverse |
| 12/20/2023 11:15 | 0.0456 | Vertical |
| 12/21/2023 11:45 | 0.0348 | Vertical |
| 12/22/2023 14:31 | 0.0341 | Longitudinal |
| 12/23/2023 2:15 | 0.0106 | Vertical |
| 12/24/2023 6:01 | 0.0102 | Vertical |
| 12/25/2023 13:30 | 0.0102 | Vertical |
| 12/26/2023 13:16 | 0.0208 | Vertical |
| 12/27/2023 12:45 | 0.0289 | Vertical |
| 12/28/2023 10:00 | 0.0968 | Vertical |
| 12/29/2023 10:00 | 0.0146 | Vertical |
| 12/30/2023 0:16 | 0.0112 | Vertical |
| 12/31/2023 21:30 | 0.0189 | Vertical |
| 1/1/2024 5:00 | 0.0121 | Vertical |
| 1/2/2024 9:15 | 0.0596 | Vertical |
| 1/3/2024 11:45 | 0.036 | Vertical |
| 1/4/2024 10:30 | 0.0797 | Vertical |
| 1/5/2024 9:30 | 0.0546 | Vertical |
| 1/6/2024 11:00 | 0.0106 | Vertical |
| 1/7/2024 8:15 | 0.0124 | Vertical |
| 1/8/2024 11:33 | 0.072 | Vertical |
| 1/9/2024 8:15 | 0.0323 | Vertical |
| 1/10/2024 14:45 | 0.0317 | Vertical |
| 1/11/2024 16:30 | 0.0403 | Transverse |
| 1/12/2024 12:45 | 0.0227 | Vertical |
| 1/13/2024 12:15 | 0.0149 | Vertical |
| 1/14/2024 0:15 | 0.0152 | Longitudinal |
| 1/15/2024 15:00 | 0.0304 | Vertical |
| 1/16/2024 14:00 | 0.0177 | Vertical |
| 1/17/2024 11:00 | 0.0487 | Vertical |
| 1/18/2024 12:15 | 0.0971 | Vertical |
| 1/19/2024 14:45 | 0.054 | Vertical |
| 1/20/2024 6:00 | 0.0245 | Longitudinal |
| 1/21/2024 16:30 | 0.0112 | Vertical |
| 1/22/2024 11:45 | 10.0003 | Transverse |
| 1/23/2024 9:00 | 0.2855 | Transverse |
| 1/24/2024 12:00 | 0.17 | Transverse |
| 1/25/2024 10:45 | 0.0189 | Vertical |

| 9124 Collins VM2 Vibration Monitor - Maximum Daily Values | | |
|---|-----------------------------------|---|
| Timestamp | Peak Particle Velocity (in./sec.) | Axis (Longitudinal/Transverse/Vertical) |
| 1/26/2024 9:30 | 0.0521 | Vertical |
| 1/27/2024 8:15 | 0.0109 | Vertical |
| 1/28/2024 15:30 | 0.0121 | Vertical |
| 1/29/2024 9:30 | 0.0593 | Vertical |
| 1/30/2024 14:15 | 0.022 | Vertical |
| 1/31/2024 8:16 | 0.0375 | Vertical |
| 2/1/2024 11:45 | 0.0292 | Vertical |
| 2/2/2024 13:15 | 0.0419 | Vertical |
| 2/3/2024 5:16 | 0.0112 | Vertical |
| 2/4/2024 11:31 | 0.0106 | Vertical |
| 2/5/2024 6:01 | 0.0273 | Vertical |
| 2/6/2024 12:00 | 0.0223 | Vertical |
| 2/7/2024 12:30 | 0.059 | Vertical |
| 2/8/2024 13:46 | 0.0279 | Vertical |
| 2/9/2024 10:45 | 0.0323 | Vertical |
| 2/10/2024 12:59 | 0.0109 | Vertical |
| 2/11/2024 13:30 | 0.0121 | Vertical |
| 2/12/2024 11:15 | 0.0695 | Vertical |
| 2/13/2024 15:30 | 0.0217 | Vertical |
| 2/14/2024 12:45 | 0.0285 | Vertical |
| 2/15/2024 14:46 | 0.022 | Transverse |
| 2/16/2024 13:31 | 0.0481 | Vertical |
| 2/17/2024 6:01 | 0.0127 | Vertical |
| 2/18/2024 5:46 | 0.013 | Vertical |
| 2/19/2024 10:46 | 0.0109 | Vertical |
| 2/20/2024 8:45 | 0.0292 | Vertical |
| 2/21/2024 0:31 | 0.0351 | Vertical |
| 2/22/2024 23:00 | 0.0273 | Vertical |
| 2/23/2024 13:16 | 0.0332 | Transverse |
| 2/24/2024 5:31 | 0.0121 | Vertical |
| 2/25/2024 7:30 | 0.0115 | Vertical |
| 2/26/2024 11:45 | 0.0202 | Vertical |
| 2/27/2024 15:46 | 0.0329 | Vertical |
| 2/28/2024 12:45 | 0.0391 | Vertical |
| 2/29/2024 14:31 | 0.0493 | Vertical |
| 3/1/2024 16:16 | 0.0304 | Vertical |
| 3/2/2024 5:30 | 0.0118 | Vertical |
| 3/3/2024 11:30 | 0.0112 | Vertical |
| 3/4/2024 22:16 | 0.0155 | Vertical |
| 3/5/2024 16:16 | 0.0161 | Vertical |
| 3/6/2024 16:31 | 0.0202 | Vertical |
| 3/7/2024 11:45 | 0.031 | Vertical |
| 3/8/2024 16:30 | 0.0171 | Vertical |

| 9124 Collins VM2 Vibration Monitor - Maximum Daily Values | | |
|---|-----------------------------------|---|
| Timestamp | Peak Particle Velocity (in./sec.) | Axis (Longitudinal/Transverse/Vertical) |
| 3/9/2024 5:01 | 0.013 | Vertical |
| 3/10/2024 0:46 | 0.0127 | Vertical |
| 3/11/2024 10:00 | 0.0298 | Vertical |
| 3/12/2024 16:45 | 0.0183 | Vertical |
| 3/13/2024 16:31 | 0.0202 | Vertical |
| 3/14/2024 16:46 | 0.0202 | Vertical |
| 3/15/2024 16:46 | 0.0158 | Vertical |
| 3/16/2024 23:00 | 0.0121 | Vertical |
| 3/17/2024 9:15 | 0.0118 | Vertical |
| 3/18/2024 16:45 | 0.0211 | Vertical |
| 3/19/2024 0:32 | 0.0115 | Vertical |
| 3/20/2024 7:59 | 0.0332 | Vertical |
| 3/21/2024 10:31 | 0.022 | Vertical |
| 3/22/2024 13:00 | 0.0195 | Vertical |
| 3/23/2024 12:30 | 0.0217 | Longitudinal |
| 3/24/2024 21:00 | 0.0143 | Vertical |
| 3/25/2024 16:00 | 0.0174 | Transverse |
| 3/26/2024 7:30 | 0.0301 | Transverse |
| 3/27/2024 14:30 | 0.0897 | Transverse |
| 3/28/2024 18:30 | 0.0313 | Vertical |
| 3/29/2024 13:59 | 0.014 | Vertical |
| 3/30/2024 6:15 | 0.0121 | Vertical |
| 3/31/2024 13:45 | 0.0118 | Vertical |
| 4/1/2024 9:00 | 0.0164 | Longitudinal |
| 4/2/2024 11:45 | 0.0357 | Vertical |
| 4/3/2024 11:00 | 0.0279 | Vertical |
| 4/4/2024 12:30 | 0.0419 | Vertical |
| 4/5/2024 9:15 | 0.0369 | Vertical |
| 4/6/2024 12:45 | 0.0385 | Vertical |
| 4/7/2024 5:30 | 0.0124 | Vertical |
| 4/8/2024 8:45 | 0.0375 | Vertical |
| 4/9/2024 16:30 | 0.0195 | Vertical |
| 4/10/2024 11:30 | 0.0419 | Vertical |
| 4/11/2024 16:45 | 0.0304 | Vertical |
| 4/12/2024 16:11 | 0.0369 | Vertical |
| 4/13/2024 10:30 | 0.0416 | Longitudinal |
| 4/14/2024 0:45 | 0.0161 | Vertical |

| 9140 Collins Vibration Monitor - Maximum Daily Values | | |
|---|-----------------------------------|---|
| Timestamp | Peak Particle Velocity (in./sec.) | Axis (Longitudinal/Transverse/Vertical) |
| 2/21/2023 13:30 | 0.0174 | Longitudinal |
| 2/22/2023 7:15 | 0.023 | Longitudinal |
| 2/23/2023 22:45 | 0.0313 | Longitudinal |
| 2/24/2023 9:00 | 0.0298 | Longitudinal |
| 2/25/2023 17:45 | 0.0273 | Longitudinal |
| 2/26/2023 15:30 | 0.0282 | Longitudinal |
| 2/27/2023 18:30 | 0.085 | Longitudinal |
| 2/28/2023 18:00 | 0.0422 | Longitudinal |
| 3/1/2023 15:15 | 0.0292 | Transverse |
| 3/2/2023 12:45 | 0.0264 | Longitudinal |
| 3/3/2023 9:15 | 0.036 | Transverse |
| 3/4/2023 15:00 | 0.0422 | Transverse |
| 3/5/2023 20:00 | 0.0168 | Vertical |
| 3/6/2023 10:53 | 0.04 | Transverse |
| 3/7/2023 15:00 | 0.0447 | Longitudinal |
| 3/8/2023 18:00 | 0.0354 | Longitudinal |
| 3/9/2023 14:00 | 0.0416 | Longitudinal |
| 3/10/2023 9:15 | 0.0472 | Transverse |
| 3/11/2023 10:15 | 0.0258 | Transverse |
| 3/12/2023 22:30 | 0.0459 | Longitudinal |
| 3/13/2023 10:30 | 0.0357 | Longitudinal |
| 3/14/2023 16:00 | 0.0596 | Longitudinal |
| 3/15/2023 9:15 | 0.0369 | Transverse |
| 3/16/2023 14:30 | 0.0431 | Vertical |
| 3/17/2023 20:45 | 0.0251 | Longitudinal |
| 3/18/2023 20:30 | 0.0301 | Longitudinal |
| 3/19/2023 13:00 | 0.0673 | Transverse |
| 3/20/2023 11:30 | 0.0335 | Transverse |
| 3/21/2023 14:30 | 0.1027 | Transverse |
| 3/22/2023 9:30 | 0.0338 | Transverse |
| 3/23/2023 18:45 | 0.0279 | Longitudinal |
| 3/24/2023 18:00 | 0.0344 | Longitudinal |
| 3/25/2023 17:30 | 0.0304 | Transverse |
| 3/26/2023 22:15 | 0.0205 | Vertical |
| 3/27/2023 10:45 | 0.0214 | Transverse |
| 3/28/2023 17:15 | 0.0164 | Vertical |
| 3/29/2023 9:15 | 0.0183 | Longitudinal |
| 3/30/2023 12:45 | 0.0726 | Transverse |
| 3/31/2023 9:15 | 0.045 | Transverse |
| 4/1/2023 21:30 | 0.0962 | Transverse |
| 4/2/2023 15:45 | 0.1763 | Transverse |
| 4/3/2023 10:00 | 0.0639 | Longitudinal |
| 4/4/2023 12:15 | 0.1806 | Transverse |

| 9140 Collins Vibration Monitor - Maximum Daily Values | | |
|---|-----------------------------------|---|
| Timestamp | Peak Particle Velocity (in./sec.) | Axis (Longitudinal/Transverse/Vertical) |
| 4/5/2023 6:45 | 0.0307 | Longitudinal |
| 4/6/2023 1:15 | 0.1431 | Transverse |
| 4/7/2023 16:00 | 0.1986 | Transverse |
| 4/8/2023 19:30 | 0.0788 | Transverse |
| 4/9/2023 1:51 | 0.4338 | Transverse |
| 4/10/2023 10:18 | 0.3686 | Transverse |
| 4/11/2023 21:41 | 0.5058 | Transverse |
| 4/12/2023 11:27 | 0.7416 | Transverse |
| 4/13/2023 10:24 | 0.7693 | Transverse |
| 4/14/2023 22:23 | 2.0639 | Transverse |
| 4/15/2023 0:44 | 2.0341 | Transverse |
| 4/16/2023 9:39 | 0.642 | Transverse |
| 4/17/2023 11:42 | 0.8754 | Transverse |
| 4/18/2023 17:53 | 1.0675 | Transverse |
| 4/19/2023 7:27 | 0.8139 | Transverse |
| 4/20/2023 8:30 | 0.0317 | Transverse |
| 4/21/2023 13:45 | 0.0164 | Vertical |
| 4/22/2023 8:59 | 0.0245 | Longitudinal |
| 4/23/2023 4:45 | 0.0174 | Vertical |
| 4/24/2023 4:31 | 0.0447 | Transverse |
| 4/25/2023 4:45 | 0.0239 | Transverse |
| 4/26/2023 7:45 | 0.0332 | Longitudinal |
| 4/27/2023 10:45 | 0.0289 | Longitudinal |
| 4/28/2023 6:45 | 0.135 | Longitudinal |
| 4/29/2023 12:15 | 0.0264 | Longitudinal |
| 4/30/2023 12:45 | 0.0254 | Longitudinal |
| 5/1/2023 4:15 | 0.0372 | Transverse |
| 5/2/2023 3:45 | 0.0276 | Longitudinal |
| 5/3/2023 8:15 | 0.0354 | Longitudinal |
| 5/4/2023 2:45 | 0.0279 | Transverse |
| 5/5/2023 2:15 | 0.0552 | Transverse |
| 5/6/2023 16:46 | 0.0233 | Longitudinal |
| 5/7/2023 17:30 | 0.0195 | Longitudinal |
| 5/8/2023 10:15 | 0.0329 | Transverse |
| 5/9/2023 8:00 | 0.0239 | Vertical |
| 5/10/2023 18:32 | 0.027 | Vertical |
| 5/11/2023 14:30 | 0.0341 | Longitudinal |
| 5/12/2023 8:00 | 0.0295 | Transverse |
| 5/13/2023 18:15 | 0.0211 | Vertical |
| 5/14/2023 7:30 | 0.0208 | Vertical |
| 5/15/2023 12:45 | 0.0441 | Vertical |
| 5/16/2023 13:45 | 0.0195 | Longitudinal |
| 5/17/2023 1:30 | 0.0295 | Longitudinal |

| 9140 Collins Vibration Monitor - Maximum Daily Values | | |
|---|-----------------------------------|---|
| Timestamp | Peak Particle Velocity (in./sec.) | Axis (Longitudinal/Transverse/Vertical) |
| 5/18/2023 10:30 | 0.0174 | Transverse |
| 5/19/2023 10:15 | 0.0251 | Transverse |
| 5/20/2023 16:30 | 0.0304 | Vertical |
| 5/21/2023 7:30 | 0.0189 | Vertical |
| 5/22/2023 12:15 | 0.0344 | Vertical |
| 5/23/2023 10:45 | 0.0149 | Vertical |
| 5/24/2023 17:15 | 0.018 | Vertical |
| 5/25/2023 10:30 | 0.0177 | Longitudinal |
| 5/26/2023 18:15 | 0.027 | Transverse |
| 5/27/2023 10:45 | 0.0171 | Vertical |
| 5/28/2023 22:00 | 0.0236 | Vertical |
| 5/29/2023 8:15 | 0.0261 | Transverse |
| 5/30/2023 9:45 | 0.0236 | Vertical |
| 5/31/2023 23:30 | 0.0239 | Transverse |
| 6/1/2023 8:30 | 0.0419 | Transverse |
| 6/2/2023 12:00 | 0.0521 | Transverse |
| 6/3/2023 13:30 | 0.0192 | Vertical |
| 6/4/2023 15:15 | 0.0174 | Vertical |
| 6/5/2023 10:45 | 0.0341 | Transverse |
| 6/6/2023 18:31 | 0.0242 | Transverse |
| 6/7/2023 18:32 | 0.0177 | Vertical |
| 6/8/2023 9:15 | 0.0189 | Longitudinal |
| 6/9/2023 12:46 | 0.1148 | Vertical |
| 6/10/2023 17:17 | 0.0205 | Vertical |
| 6/11/2023 19:59 | 0.0177 | Vertical |
| 6/12/2023 10:45 | 0.0323 | Transverse |
| 6/13/2023 16:00 | 0.0251 | Vertical |
| 6/14/2023 13:45 | 0.0307 | Vertical |
| 6/15/2023 17:00 | 0.0195 | Vertical |
| 6/16/2023 10:30 | 0.0233 | Transverse |
| 6/17/2023 11:00 | 0.0571 | Longitudinal |
| 6/18/2023 23:15 | 0.0239 | Longitudinal |
| 6/19/2023 8:30 | 0.0363 | Vertical |
| 6/20/2023 19:30 | 0.0189 | Transverse |
| 6/21/2023 17:15 | 0.0375 | Vertical |
| 6/22/2023 23:15 | 0.0158 | Vertical |
| 6/23/2023 10:15 | 0.0292 | Vertical |
| 6/24/2023 15:46 | 0.0301 | Vertical |
| 6/25/2023 7:31 | 0.0171 | Vertical |
| 6/26/2023 10:45 | 0.0419 | Vertical |
| 6/27/2023 12:00 | 0.0304 | Vertical |
| 6/28/2023 1:45 | 0.0391 | Longitudinal |
| 6/29/2023 8:59 | 0.0155 | Vertical |

| 9140 Collins Vibration Monitor - Maximum Daily Values | | |
|---|-----------------------------------|---|
| Timestamp | Peak Particle Velocity (in./sec.) | Axis (Longitudinal/Transverse/Vertical) |
| 6/30/2023 10:00 | 0.0375 | Transverse |
| 7/1/2023 0:00 | 0.0149 | Vertical |
| 7/2/2023 22:00 | 0.0195 | Vertical |
| 7/3/2023 12:33 | 0.0906 | Transverse |
| 7/4/2023 20:15 | 0.0202 | Vertical |
| 7/5/2023 9:45 | 0.0164 | Transverse |
| 7/6/2023 11:30 | 0.0456 | Vertical |
| 7/7/2023 10:45 | 0.0307 | Vertical |
| 7/8/2023 13:15 | 0.018 | Vertical |
| 7/9/2023 8:02 | 0.0211 | Vertical |
| 7/10/2023 8:17 | 0.0267 | Vertical |
| 7/11/2023 21:15 | 0.0285 | Vertical |
| 7/12/2023 19:59 | 0.0335 | Vertical |
| 7/13/2023 10:00 | 0.0239 | Vertical |
| 7/14/2023 10:30 | 0.0239 | Transverse |
| 7/15/2023 16:17 | 0.0202 | Vertical |
| 7/16/2023 7:15 | 0.0208 | Vertical |
| 7/17/2023 9:15 | 0.0323 | Vertical |
| 7/18/2023 13:00 | 0.0192 | Vertical |
| 7/19/2023 14:45 | 0.0655 | Transverse |
| 7/20/2023 6:47 | 0.0149 | Vertical |
| 7/21/2023 5:17 | 0.0372 | Longitudinal |
| 7/22/2023 16:17 | 0.0258 | Vertical |
| 7/23/2023 20:45 | 0.0261 | Vertical |
| 7/24/2023 9:15 | 0.0261 | Vertical |
| 7/25/2023 16:02 | 0.0394 | Vertical |
| 7/26/2023 13:59 | 0.0211 | Transverse |
| 7/27/2023 13:30 | 0.0276 | Transverse |
| 7/28/2023 9:45 | 0.0192 | Transverse |
| 7/29/2023 15:02 | 0.0186 | Vertical |
| 7/30/2023 23:00 | 0.0223 | Longitudinal |
| 7/31/2023 23:45 | 0.0403 | Transverse |
| 8/1/2023 1:00 | 0.0649 | Transverse |
| 8/2/2023 16:30 | 0.0676 | Longitudinal |
| 8/3/2023 12:05 | 0.0313 | Transverse |
| 8/4/2023 10:30 | 0.0254 | Vertical |
| 8/5/2023 18:45 | 0.018 | Vertical |
| 8/6/2023 21:15 | 0.0202 | Vertical |
| 8/7/2023 10:45 | 0.0289 | Transverse |
| 8/8/2023 19:30 | 0.0332 | Vertical |
| 8/9/2023 16:15 | 0.0438 | Vertical |
| 8/10/2023 12:15 | 0.0341 | Vertical |
| 8/11/2023 10:15 | 0.0633 | Vertical |

| 9140 Collins Vibration Monitor - Maximum Daily Values | | |
|---|-----------------------------------|---|
| Timestamp | Peak Particle Velocity (in./sec.) | Axis (Longitudinal/Transverse/Vertical) |
| 8/12/2023 15:45 | 0.0245 | Vertical |
| 8/13/2023 9:45 | 0.0211 | Vertical |
| 8/14/2023 8:45 | 0.0317 | Vertical |
| 8/15/2023 8:47 | 0.0341 | Vertical |
| 8/16/2023 13:30 | 0.045 | Vertical |
| 8/17/2023 12:30 | 0.0422 | Vertical |
| 8/18/2023 10:15 | 0.0369 | Transverse |
| 8/19/2023 4:15 | 0.0205 | Vertical |
| 8/20/2023 16:47 | 0.0239 | Vertical |
| 8/21/2023 10:45 | 0.0326 | Transverse |
| 8/22/2023 16:01 | 0.0273 | Longitudinal |
| 8/23/2023 10:15 | 0.0267 | Vertical |
| 8/24/2023 10:45 | 0.0298 | Vertical |
| 8/25/2023 13:30 | 0.0217 | Vertical |
| 8/26/2023 13:45 | 0.0239 | Transverse |
| 8/27/2023 19:17 | 0.0174 | Vertical |
| 8/28/2023 10:45 | 0.0317 | Transverse |
| 8/29/2023 19:45 | 0.022 | Longitudinal |
| 8/30/2023 10:00 | 0.0254 | Transverse |
| 8/31/2023 14:15 | 0.0202 | Longitudinal |
| 9/1/2023 9:45 | 0.0317 | Transverse |
| 9/2/2023 19:45 | 0.0186 | Transverse |
| 9/3/2023 15:31 | 0.0202 | Vertical |
| 9/4/2023 15:15 | 0.0192 | Vertical |
| 9/5/2023 17:31 | 0.0158 | Vertical |
| 9/6/2023 21:00 | 0.0217 | Longitudinal |
| 9/7/2023 7:31 | 0.0189 | Longitudinal |
| 9/8/2023 10:45 | 0.0258 | Transverse |
| 9/9/2023 19:15 | 0.0177 | Transverse |
| 9/10/2023 13:59 | 0.0223 | Vertical |
| 9/11/2023 15:45 | 0.0264 | Longitudinal |
| 9/12/2023 18:30 | 0.0149 | Vertical |
| 9/13/2023 16:16 | 0.0369 | Vertical |
| 9/14/2023 15:16 | 0.0195 | Vertical |
| 9/15/2023 13:12 | 0.0515 | Vertical |
| 9/16/2023 10:45 | 0.0155 | Vertical |
| 9/17/2023 12:00 | 0.0199 | Vertical |
| 9/18/2023 7:47 | 0.027 | Transverse |
| 9/19/2023 0:15 | 0.0124 | Vertical |
| 9/20/2023 13:59 | 0.0723 | Transverse |
| 9/21/2023 15:44 | 0.0658 | Transverse |
| 9/22/2023 16:02 | 0.0279 | Longitudinal |
| 9/23/2023 11:45 | 0.031 | Transverse |

| 9140 Collins Vibration Monitor - Maximum Daily Values | | |
|---|-----------------------------------|---|
| Timestamp | Peak Particle Velocity (in./sec.) | Axis (Longitudinal/Transverse/Vertical) |
| 9/24/2023 22:45 | 0.0254 | Transverse |
| 9/25/2023 7:46 | 0.0341 | Vertical |
| 9/26/2023 10:45 | 0.0242 | Transverse |
| 9/27/2023 10:45 | 0.0289 | Transverse |
| 9/28/2023 13:35 | 0.0711 | Transverse |
| 9/29/2023 9:45 | 0.0254 | Transverse |
| 9/30/2023 19:16 | 0.0242 | Transverse |
| 10/1/2023 15:01 | 0.0164 | Vertical |
| 10/2/2023 7:46 | 0.0313 | Transverse |
| 10/3/2023 8:45 | 0.0292 | Transverse |
| 10/4/2023 10:15 | 0.0267 | Transverse |
| 10/5/2023 22:00 | 0.0183 | Transverse |
| 10/6/2023 10:15 | 0.0217 | Transverse |
| 10/7/2023 17:30 | 0.0289 | Transverse |
| 10/8/2023 19:15 | 0.0267 | Longitudinal |
| 10/9/2023 8:00 | 0.0438 | Vertical |
| 10/10/2023 1:15 | 0.0351 | Transverse |
| 10/11/2023 15:01 | 0.0155 | Vertical |
| 10/12/2023 16:00 | 0.0341 | Vertical |
| 10/13/2023 8:31 | 0.0292 | Longitudinal |
| 10/14/2023 10:30 | 0.0199 | Longitudinal |
| 10/15/2023 21:15 | 0.0223 | Vertical |
| 10/16/2023 8:00 | 0.0279 | Vertical |
| 10/17/2023 16:46 | 0.0428 | Longitudinal |
| 10/18/2023 18:15 | 0.0137 | Vertical |
| 10/19/2023 1:45 | 0.0289 | Vertical |
| 10/20/2023 15:05 | 0.0611 | Vertical |
| 10/21/2023 14:31 | 0.0307 | Vertical |
| 10/22/2023 19:45 | 0.0208 | Vertical |
| 10/23/2023 7:46 | 0.0456 | Vertical |
| 10/24/2023 13:15 | 0.041 | Longitudinal |
| 10/25/2023 17:15 | 0.0267 | Longitudinal |
| 10/26/2023 15:30 | 0.0313 | Vertical |
| 10/27/2023 3:30 | 0.0248 | Vertical |
| 10/28/2023 7:30 | 0.027 | Longitudinal |
| 10/29/2023 11:45 | 0.0245 | Vertical |
| 10/30/2023 7:59 | 0.0289 | Vertical |
| 10/31/2023 1:59 | 0.032 | Vertical |
| 11/1/2023 3:01 | 0.0323 | Vertical |
| 11/2/2023 3:00 | 0.0251 | Vertical |
| 11/3/2023 10:30 | 0.0261 | Vertical |
| 11/4/2023 13:45 | 0.1002 | Longitudinal |
| 11/5/2023 12:45 | 0.0258 | Vertical |

| 9140 Collins Vibration Monitor - Maximum Daily Values | | |
|---|-----------------------------------|---|
| Timestamp | Peak Particle Velocity (in./sec.) | Axis (Longitudinal/Transverse/Vertical) |
| 11/6/2023 7:45 | 0.0385 | Transverse |
| 11/7/2023 18:45 | 0.0335 | Vertical |
| 11/8/2023 8:45 | 0.0431 | Transverse |
| 11/9/2023 5:31 | 0.0292 | Vertical |
| 11/10/2023 20:45 | 0.0313 | Vertical |
| 11/11/2023 14:30 | 0.0298 | Vertical |
| 11/12/2023 0:59 | 0.0295 | Vertical |
| 11/13/2023 7:45 | 0.0372 | Transverse |
| 11/14/2023 7:15 | 0.0285 | Vertical |
| 11/15/2023 10:46 | 0.0351 | Transverse |
| 11/16/2023 11:30 | 0.0254 | Transverse |
| 11/17/2023 4:15 | 0.0192 | Vertical |
| 11/18/2023 16:30 | 0.0338 | Transverse |
| 11/19/2023 14:59 | 0.022 | Vertical |
| 11/20/2023 11:15 | 0.0372 | Transverse |
| 11/21/2023 4:59 | 0.023 | Vertical |
| 11/22/2023 10:22 | 0.0506 | Transverse |
| 11/23/2023 17:32 | 0.0242 | Vertical |
| 11/24/2023 19:45 | 0.0304 | Vertical |
| 11/25/2023 15:15 | 0.0264 | Vertical |
| 11/26/2023 13:32 | 0.027 | Vertical |
| 11/27/2023 11:48 | 0.0462 | Longitudinal |
| 11/28/2023 20:45 | 0.0233 | Vertical |
| 11/29/2023 19:15 | 0.0251 | Vertical |
| 11/30/2023 11:45 | 0.0242 | Transverse |
| 12/1/2023 8:45 | 0.0453 | Vertical |
| 12/2/2023 16:59 | 0.0205 | Transverse |
| 12/3/2023 6:15 | 0.0332 | Vertical |
| 12/4/2023 23:45 | 0.0518 | Vertical |
| 12/5/2023 22:16 | 0.0524 | Vertical |
| 12/6/2023 10:46 | 0.0462 | Vertical |
| 12/7/2023 12:00 | 0.0338 | Vertical |
| 12/8/2023 10:02 | 0.0366 | Vertical |
| 12/9/2023 5:45 | 0.0372 | Vertical |
| 12/10/2023 11:15 | 0.0223 | Vertical |
| 12/11/2023 8:15 | 0.0307 | Transverse |
| 12/12/2023 12:30 | 0.0574 | Vertical |
| 12/13/2023 10:31 | 0.0245 | Vertical |
| 12/14/2023 11:45 | 0.0407 | Vertical |
| 12/15/2023 10:01 | 0.0233 | Vertical |
| 12/16/2023 10:01 | 0.0199 | Vertical |
| 12/17/2023 14:30 | 0.0174 | Vertical |
| 12/18/2023 8:15 | 0.0394 | Transverse |

| 9140 Collins Vibration Monitor - Maximum Daily Values | | |
|---|-----------------------------------|---|
| Timestamp | Peak Particle Velocity (in./sec.) | Axis (Longitudinal/Transverse/Vertical) |
| 12/19/2023 16:45 | 0.0211 | Transverse |
| 12/20/2023 12:00 | 0.0211 | Vertical |
| 12/21/2023 10:59 | 0.0227 | Longitudinal |
| 12/22/2023 14:45 | 0.0534 | Vertical |
| 12/23/2023 20:59 | 0.0195 | Vertical |
| 12/24/2023 20:00 | 0.0192 | Vertical |
| 12/25/2023 10:01 | 0.0168 | Vertical |
| 12/26/2023 8:59 | 0.036 | Transverse |
| 12/27/2023 4:00 | 0.0329 | Vertical |
| 12/28/2023 17:47 | 0.0186 | Vertical |
| 12/29/2023 17:16 | 0.0223 | Vertical |
| 12/30/2023 16:00 | 0.0227 | Longitudinal |
| 12/31/2023 17:15 | 0.0217 | Vertical |
| 1/1/2024 8:15 | 0.0329 | Vertical |
| 1/2/2024 19:30 | 0.0484 | Vertical |
| 1/3/2024 10:30 | 0.0282 | Vertical |
| 1/4/2024 8:15 | 0.0329 | Transverse |
| 1/5/2024 9:15 | 0.0273 | Vertical |
| 1/6/2024 20:45 | 0.0214 | Vertical |
| 1/7/2024 8:15 | 0.022 | Vertical |
| 1/8/2024 8:15 | 0.0242 | Transverse |
| 1/9/2024 6:31 | 0.3621 | Vertical |
| 1/10/2024 2:45 | 0.022 | Vertical |
| 1/11/2024 22:01 | 0.0254 | Transverse |
| 1/12/2024 5:15 | 0.0593 | Transverse |
| 1/13/2024 15:15 | 0.0372 | Vertical |
| 1/14/2024 22:31 | 0.0351 | Vertical |
| 1/15/2024 8:00 | 0.0344 | Transverse |
| 1/16/2024 13:46 | 0.0692 | Vertical |
| 1/17/2024 8:15 | 0.0661 | Vertical |
| 1/18/2024 11:15 | 0.0797 | Vertical |
| 1/19/2024 21:15 | 0.0524 | Vertical |
| 1/20/2024 12:15 | 0.0323 | Vertical |
| 1/21/2024 23:45 | 0.0565 | Vertical |
| 1/22/2024 1:45 | 0.0816 | Vertical |
| 1/23/2024 22:45 | 0.0217 | Vertical |
| 1/24/2024 21:45 | 0.0273 | Vertical |
| 1/25/2024 11:30 | 0.0344 | Vertical |
| 1/26/2024 10:45 | 0.0413 | Vertical |
| 1/27/2024 16:30 | 0.0236 | Vertical |
| 1/28/2024 1:30 | 0.0264 | Vertical |
| 1/29/2024 8:00 | 0.0397 | Vertical |
| 1/30/2024 16:15 | 0.0267 | Vertical |

| 9140 Collins Vibration Monitor - Maximum Daily Values | | |
|---|-----------------------------------|---|
| Timestamp | Peak Particle Velocity (in./sec.) | Axis (Longitudinal/Transverse/Vertical) |
| 1/31/2024 8:15 | 0.0233 | Vertical |
| 2/1/2024 7:45 | 0.0351 | Transverse |
| 2/2/2024 10:00 | 0.031 | Transverse |
| 2/3/2024 12:00 | 0.0285 | Vertical |
| 2/4/2024 16:45 | 0.1012 | Vertical |
| 2/5/2024 19:30 | 0.0341 | Vertical |
| 2/6/2024 8:00 | 0.0273 | Vertical |
| 2/7/2024 22:00 | 0.0965 | Vertical |
| 2/8/2024 20:59 | 0.0462 | Vertical |
| 2/9/2024 5:45 | 0.0394 | Vertical |
| 2/10/2024 21:45 | 0.0205 | Vertical |
| 2/11/2024 16:45 | 0.0217 | Vertical |
| 2/12/2024 8:15 | 0.0493 | Vertical |
| 2/13/2024 20:15 | 0.0906 | Vertical |
| 2/14/2024 21:45 | 0.0195 | Vertical |
| 2/15/2024 18:31 | 0.0233 | Vertical |
| 2/16/2024 18:18 | 0.0279 | Transverse |
| 2/17/2024 0:30 | 0.0202 | Vertical |
| 2/18/2024 10:00 | 0.0199 | Vertical |
| 2/19/2024 7:45 | 0.0338 | Vertical |
| 2/20/2024 5:30 | 0.1182 | Vertical |
| 2/21/2024 22:16 | 0.1992 | Transverse |
| 2/22/2024 22:59 | 0.1471 | Vertical |
| 2/23/2024 4:30 | 0.1834 | Longitudinal |
| 2/24/2024 12:45 | 0.0903 | Vertical |
| 2/25/2024 11:30 | 0.0509 | Vertical |
| 2/26/2024 23:15 | 0.1046 | Vertical |
| 2/27/2024 0:45 | 0.0667 | Vertical |
| 2/28/2024 2:45 | 0.0624 | Longitudinal |
| 2/29/2024 8:15 | 0.0555 | Vertical |
| 3/1/2024 22:00 | 0.1157 | Vertical |
| 3/2/2024 13:46 | 0.0385 | Vertical |
| 3/3/2024 11:45 | 0.0354 | Vertical |
| 3/4/2024 8:59 | 0.0515 | Vertical |
| 3/5/2024 6:00 | 0.0338 | Vertical |
| 3/6/2024 10:00 | 0.0605 | Transverse |
| 3/7/2024 16:30 | 0.0403 | Vertical |
| 3/8/2024 0:30 | 0.0363 | Vertical |
| 3/9/2024 0:59 | 0.0326 | Transverse |
| 3/10/2024 5:45 | 0.1086 | Vertical |
| 3/11/2024 13:59 | 0.0621 | Transverse |
| 3/12/2024 11:16 | 0.0729 | Transverse |
| 3/13/2024 10:16 | 0.0332 | Vertical |

| 9140 Collins Vibration Monitor - Maximum Daily Values | | |
|---|-----------------------------------|---|
| Timestamp | Peak Particle Velocity (in./sec.) | Axis (Longitudinal/Transverse/Vertical) |
| 3/14/2024 5:45 | 0.0391 | Transverse |
| 3/15/2024 15:45 | 0.1502 | Vertical |
| 3/16/2024 3:01 | 0.1145 | Vertical |
| 3/17/2024 9:15 | 0.036 | Vertical |
| 3/18/2024 1:15 | 0.0363 | Vertical |
| 3/19/2024 17:59 | 0.0379 | Vertical |
| 3/20/2024 5:59 | 0.0379 | Vertical |
| 3/21/2024 21:15 | 0.0403 | Vertical |
| 3/22/2024 18:16 | 0.113 | Vertical |
| 3/23/2024 18:30 | 0.0351 | Transverse |
| 3/24/2024 10:16 | 0.0413 | Transverse |
| 3/25/2024 5:45 | 0.045 | Transverse |
| 3/26/2024 11:59 | 0.1974 | Vertical |
| 3/27/2024 8:45 | 0.0413 | Transverse |
| 3/28/2024 6:31 | 0.0422 | Vertical |
| 3/29/2024 13:59 | 0.0403 | Vertical |
| 3/30/2024 8:30 | 0.0388 | Vertical |
| 3/31/2024 22:30 | 0.1502 | Vertical |
| 4/1/2024 10:47 | 0.0363 | Vertical |
| 4/2/2024 21:15 | 0.0329 | Longitudinal |
| 4/3/2024 11:01 | 0.0379 | Transverse |
| 4/4/2024 1:15 | 0.0292 | Vertical |
| 4/5/2024 9:15 | 0.0714 | Vertical |
| 4/6/2024 8:45 | 0.036 | Vertical |
| 4/7/2024 13:59 | 0.032 | Vertical |
| 4/8/2024 8:45 | 0.0689 | Vertical |
| 4/9/2024 20:15 | 0.0307 | Vertical |
| 4/10/2024 0:15 | 0.0295 | Vertical |
| 4/11/2024 21:30 | 0.0279 | Vertical |
| 4/12/2024 12:30 | 0.0295 | Vertical |
| 4/13/2024 12:30 | 0.0292 | Vertical |
| 4/14/2024 14:45 | 0.0329 | Vertical |

| 9141 Harding Vibration Monitor - Maximum Daily Values | | |
|---|-----------------------------------|---|
| Timestamp | Peak Particle Velocity (in./sec.) | Axis (Longitudinal/Transverse/Vertical) |
| 2/21/2023 2:45 | 0.0121 | Longitudinal |
| 2/22/2023 18:30 | 0.0127 | Longitudinal |
| 2/23/2023 5:15 | 0.0195 | Longitudinal |
| 2/24/2023 10:15 | 0.0115 | Longitudinal |
| 2/25/2023 2:30 | 0.0102 | Longitudinal |
| 2/26/2023 7:00 | 0.0189 | Longitudinal |
| 2/27/2023 5:01 | 0.0186 | Transverse |
| 2/28/2023 3:15 | 0.0189 | Transverse |
| 3/1/2023 11:15 | 0.0183 | Longitudinal |
| 3/2/2023 7:45 | 0.0208 | Transverse |
| 3/3/2023 3:45 | 0.0183 | Transverse |
| 3/4/2023 0:15 | 0.0127 | Longitudinal |
| 3/5/2023 17:01 | 0.0121 | Longitudinal |
| 3/6/2023 11:51 | 0.0735 | Vertical |
| 3/7/2023 15:00 | 0.0155 | Longitudinal |
| 3/8/2023 15:30 | 0.1223 | Longitudinal |
| 3/9/2023 13:30 | 0.0099 | Longitudinal |
| 3/10/2023 16:45 | 0.0087 | Vertical |
| 3/11/2023 15:45 | 0.0161 | Longitudinal |
| 3/12/2023 9:15 | 0.0093 | Vertical |
| 3/13/2023 5:30 | 0.041 | Transverse |
| 3/14/2023 15:30 | 0.0087 | Vertical |
| 3/15/2023 2:15 | 0.0078 | Vertical |
| 3/16/2023 10:30 | 0.0195 | Transverse |
| 3/17/2023 12:30 | 0.0115 | Longitudinal |
| 3/18/2023 15:15 | 0.0397 | Vertical |
| 3/19/2023 7:30 | 0.0074 | Vertical |
| 3/20/2023 21:45 | 0.0068 | Vertical |
| 3/21/2023 19:15 | 0.0081 | Vertical |
| 3/22/2023 13:45 | 0.0087 | Transverse |
| 3/23/2023 8:45 | 0.0099 | Transverse |
| 3/24/2023 16:00 | 0.0608 | Vertical |
| 3/25/2023 16:00 | 0.0124 | Vertical |
| 3/26/2023 22:15 | 0.0087 | Vertical |
| 3/27/2023 10:45 | 0.0093 | Transverse |
| 3/28/2023 13:59 | 0.0158 | Transverse |
| 3/29/2023 8:59 | 0.0121 | Transverse |
| 3/30/2023 13:15 | 0.014 | Transverse |
| 3/31/2023 10:45 | 0.0155 | Transverse |
| 4/1/2023 16:00 | 0.0106 | Transverse |
| 4/2/2023 17:00 | 0.0112 | Longitudinal |
| 4/3/2023 12:30 | 0.0109 | Transverse |
| 4/4/2023 9:30 | 0.014 | Transverse |

| 9141 Harding Vibration Monitor - Maximum Daily Values | | |
|---|-----------------------------------|---|
| Timestamp | Peak Particle Velocity (in./sec.) | Axis (Longitudinal/Transverse/Vertical) |
| 4/5/2023 12:30 | 0.0158 | Longitudinal |
| 4/6/2023 8:45 | 0.0109 | Longitudinal |
| 4/7/2023 11:30 | 0.0168 | Transverse |
| 4/8/2023 5:00 | 0.0084 | Vertical |
| 4/9/2023 12:30 | 0.0065 | Vertical |
| 4/10/2023 11:30 | 0.0068 | Longitudinal |
| 4/11/2023 11:15 | 0.0109 | Longitudinal |
| 4/12/2023 13:17 | 0.0121 | Vertical |
| 4/13/2023 22:15 | 0.0071 | Vertical |
| 4/14/2023 17:30 | 0.0081 | Transverse |
| 4/15/2023 3:31 | 0.0074 | Vertical |
| 4/16/2023 13:15 | 0.027 | Vertical |
| 4/17/2023 10:30 | 0.0118 | Longitudinal |
| 4/18/2023 9:45 | 0.0056 | Longitudinal |
| 4/19/2023 17:00 | 0.0115 | Longitudinal |
| 4/20/2023 13:59 | 0.0223 | Longitudinal |
| 4/21/2023 11:30 | 0.0106 | Longitudinal |
| 4/22/2023 11:45 | 0.0071 | Vertical |
| 4/23/2023 11:00 | 0.0071 | Vertical |
| 4/24/2023 13:00 | 0.0099 | Longitudinal |
| 4/25/2023 22:45 | 0.0074 | Vertical |
| 4/26/2023 22:00 | 0.009 | Vertical |
| 4/27/2023 21:15 | 0.0078 | Longitudinal |
| 4/28/2023 12:45 | 0.0174 | Vertical |
| 4/29/2023 11:15 | 0.0081 | Longitudinal |
| 4/30/2023 18:45 | 0.0074 | Longitudinal |
| 5/1/2023 13:45 | 0.0102 | Transverse |
| 5/2/2023 21:30 | 0.0074 | Vertical |
| 5/3/2023 13:30 | 0.0071 | Transverse |
| 5/4/2023 8:45 | 0.0112 | Longitudinal |
| 5/5/2023 10:45 | 0.0236 | Longitudinal |
| 5/6/2023 1:15 | 0.009 | Longitudinal |
| 5/7/2023 11:00 | 0.0068 | Vertical |
| 5/8/2023 22:00 | 0.0261 | Vertical |
| 5/9/2023 17:45 | 0.0062 | Vertical |
| 5/10/2023 12:15 | 0.0068 | Longitudinal |
| 5/11/2023 14:30 | 0.0304 | Longitudinal |
| 5/12/2023 10:30 | 0.009 | Longitudinal |
| 5/13/2023 0:30 | 0.0074 | Vertical |
| 5/14/2023 18:45 | 0.0223 | Longitudinal |
| 5/15/2023 12:45 | 0.022 | Transverse |
| 5/16/2023 8:30 | 0.0115 | Transverse |
| 5/17/2023 11:02 | 0.0168 | Longitudinal |

| 9141 Harding Vibration Monitor - Maximum Daily Values | | |
|---|-----------------------------------|---|
| Timestamp | Peak Particle Velocity (in./sec.) | Axis (Longitudinal/Transverse/Vertical) |
| 5/18/2023 12:57 | 0.0953 | Transverse |
| 5/19/2023 14:15 | 0.023 | Transverse |
| 5/20/2023 14:30 | 0.0341 | Transverse |
| 5/21/2023 19:15 | 0.0078 | Transverse |
| 5/22/2023 12:00 | 0.0195 | Transverse |
| 5/23/2023 22:15 | 0.0109 | Vertical |
| 5/24/2023 14:15 | 0.0106 | Longitudinal |
| 5/25/2023 15:00 | 0.0096 | Vertical |
| 5/26/2023 14:15 | 0.0087 | Transverse |
| 5/27/2023 9:15 | 0.0071 | Vertical |
| 5/28/2023 4:15 | 0.0068 | Vertical |
| 5/29/2023 12:15 | 0.0906 | Transverse |
| 5/30/2023 21:15 | 0.0227 | Vertical |
| 5/31/2023 10:32 | 0.0127 | Transverse |
| 6/1/2023 14:46 | 0.0233 | Vertical |
| 6/2/2023 12:24 | 0.121 | Vertical |
| 6/3/2023 11:00 | 0.0385 | Longitudinal |
| 6/4/2023 1:46 | 0.0171 | Vertical |
| 6/5/2023 9:16 | 0.0434 | Longitudinal |
| 6/6/2023 11:00 | 0.0146 | Vertical |
| 6/7/2023 20:31 | 0.0078 | Vertical |
| 6/8/2023 16:45 | 0.0143 | Vertical |
| 6/9/2023 11:00 | 0.0317 | Transverse |
| 6/10/2023 11:30 | 0.022 | Longitudinal |
| 6/11/2023 16:01 | 0.0084 | Vertical |
| 6/12/2023 21:05 | 0.4819 | Vertical |
| 6/13/2023 12:15 | 0.0168 | Longitudinal |
| 6/14/2023 13:45 | 0.0549 | Transverse |
| 6/15/2023 13:00 | 0.0143 | Transverse |
| 6/16/2023 20:16 | 0.0264 | Transverse |
| 6/17/2023 18:01 | 0.0285 | Transverse |
| 6/18/2023 15:15 | 0.0155 | Vertical |
| 6/19/2023 14:31 | 0.0124 | Vertical |
| 6/20/2023 22:00 | 0.0227 | Vertical |
| 6/21/2023 1:15 | 0.0155 | Vertical |
| 6/22/2023 17:46 | 0.0152 | Transverse |
| 6/23/2023 9:45 | 0.0109 | Longitudinal |
| 6/24/2023 19:00 | 0.0155 | Vertical |
| 6/25/2023 14:45 | 0.0177 | Vertical |
| 6/26/2023 12:30 | 0.0258 | Transverse |
| 6/27/2023 17:15 | 0.0127 | Transverse |
| 6/28/2023 9:45 | 0.014 | Transverse |
| 6/29/2023 14:16 | 0.0087 | Longitudinal |

| 9141 Harding Vibration Monitor - Maximum Daily Values | | |
|---|-----------------------------------|---|
| Timestamp | Peak Particle Velocity (in./sec.) | Axis (Longitudinal/Transverse/Vertical) |
| 6/30/2023 12:30 | 0.0211 | Longitudinal |
| 7/1/2023 16:00 | 0.0068 | Vertical |
| 7/2/2023 22:00 | 0.0081 | Vertical |
| 7/3/2023 14:04 | 0.0658 | Transverse |
| 7/4/2023 14:15 | 0.0133 | Vertical |
| 7/5/2023 11:15 | 0.0242 | Longitudinal |
| 7/6/2023 20:30 | 0.0208 | Vertical |
| 7/7/2023 12:16 | 0.0155 | Longitudinal |
| 7/8/2023 8:00 | 0.0071 | Vertical |
| 7/9/2023 8:01 | 0.0096 | Vertical |
| 7/10/2023 8:59 | 0.013 | Longitudinal |
| 7/11/2023 15:15 | 0.0149 | Transverse |
| 7/12/2023 16:46 | 0.0099 | Longitudinal |
| 7/13/2023 10:30 | 0.0174 | Longitudinal |
| 7/14/2023 9:30 | 0.0099 | Longitudinal |
| 7/15/2023 0:16 | 0.0199 | Vertical |
| 7/16/2023 7:15 | 0.0071 | Transverse |
| 7/17/2023 11:00 | 0.0245 | Transverse |
| 7/18/2023 14:46 | 0.0183 | Longitudinal |
| 7/19/2023 12:26 | 10.0003 | Longitudinal |
| 7/20/2023 13:59 | 0.0084 | Longitudinal |
| 7/21/2023 16:15 | 0.0149 | Longitudinal |
| 7/22/2023 6:15 | 0.0106 | Vertical |
| 7/23/2023 6:00 | 0.0155 | Vertical |
| 7/24/2023 16:30 | 0.0137 | Transverse |
| 7/25/2023 9:30 | 0.0192 | Transverse |
| 7/26/2023 8:15 | 0.0282 | Vertical |
| 7/27/2023 13:30 | 0.0254 | Transverse |
| 7/28/2023 12:45 | 0.0618 | Transverse |
| 7/29/2023 1:45 | 0.0177 | Vertical |
| 7/30/2023 18:00 | 0.0192 | Vertical |
| 7/31/2023 15:15 | 0.0242 | Transverse |
| 8/1/2023 13:15 | 0.0341 | Vertical |
| 8/2/2023 19:45 | 0.0189 | Vertical |
| 8/3/2023 11:36 | 0.1974 | Longitudinal |
| 8/4/2023 10:15 | 0.0208 | Transverse |
| 8/5/2023 16:00 | 0.0239 | Vertical |
| 8/6/2023 17:15 | 0.0273 | Transverse |
| 8/7/2023 11:30 | 0.0289 | Transverse |
| 8/8/2023 11:00 | 0.0444 | Vertical |
| 8/9/2023 8:16 | 0.0227 | Longitudinal |
| 8/10/2023 9:30 | 0.0279 | Transverse |
| 8/11/2023 12:45 | 0.0441 | Transverse |

| 9141 Harding Vibration Monitor - Maximum Daily Values | | |
|---|-----------------------------------|---|
| Timestamp | Peak Particle Velocity (in./sec.) | Axis (Longitudinal/Transverse/Vertical) |
| 8/12/2023 23:16 | 0.0133 | Vertical |
| 8/13/2023 18:30 | 0.009 | Longitudinal |
| 8/14/2023 12:45 | 0.0158 | Transverse |
| 8/15/2023 12:30 | 0.0313 | Transverse |
| 8/16/2023 14:45 | 0.0301 | Transverse |
| 8/17/2023 14:30 | 0.0233 | Transverse |
| 8/18/2023 11:30 | 0.0251 | Transverse |
| 8/19/2023 18:16 | 0.0109 | Longitudinal |
| 8/20/2023 10:45 | 0.0186 | Longitudinal |
| 8/21/2023 7:30 | 0.0217 | Vertical |
| 8/22/2023 12:00 | 0.0143 | Longitudinal |
| 8/23/2023 18:45 | 0.0065 | Vertical |
| 8/24/2023 11:00 | 0.0357 | Transverse |
| 8/25/2023 11:46 | 0.0245 | Transverse |
| 8/26/2023 13:30 | 0.0289 | Vertical |
| 8/27/2023 0:31 | 0.0168 | Vertical |
| 8/28/2023 11:45 | 0.0227 | Transverse |
| 8/29/2023 8:45 | 0.0183 | Transverse |
| 8/30/2023 10:00 | 0.0208 | Vertical |
| 8/31/2023 18:15 | 0.0158 | Vertical |
| 9/1/2023 19:30 | 0.0354 | Vertical |
| 9/2/2023 15:30 | 0.0341 | Vertical |
| 9/3/2023 10:00 | 0.0084 | Longitudinal |
| 9/4/2023 13:59 | 0.0096 | Vertical |
| 9/5/2023 15:46 | 0.0285 | Transverse |
| 9/6/2023 8:31 | 0.0158 | Transverse |
| 9/7/2023 10:15 | 0.0087 | Transverse |
| 9/8/2023 16:15 | 0.0056 | Longitudinal |
| 9/9/2023 9:30 | 0.0081 | Vertical |
| 9/10/2023 5:15 | 0.0084 | Vertical |
| 9/11/2023 15:45 | 0.0062 | Longitudinal |
| 9/12/2023 13:59 | 0.014 | Longitudinal |
| 9/13/2023 8:45 | 0.0087 | Transverse |
| 9/14/2023 10:45 | 0.0152 | Transverse |
| 9/15/2023 15:45 | 0.0074 | Transverse |
| 9/16/2023 6:01 | 0.0143 | Vertical |
| 9/17/2023 6:01 | 0.0106 | Transverse |
| 9/18/2023 22:46 | 0.0118 | Vertical |
| 9/19/2023 3:30 | 0.013 | Vertical |
| 9/20/2023 16:16 | 0.0168 | Transverse |
| 9/21/2023 13:30 | 0.0121 | Vertical |
| 9/22/2023 21:30 | 0.0192 | Vertical |
| 9/23/2023 19:16 | 0.0164 | Transverse |

| 9141 Harding Vibration Monitor - Maximum Daily Values | | |
|---|-----------------------------------|---|
| Timestamp | Peak Particle Velocity (in./sec.) | Axis (Longitudinal/Transverse/Vertical) |
| 9/24/2023 2:46 | 0.0143 | Transverse |
| 9/25/2023 9:45 | 0.0177 | Longitudinal |
| 9/26/2023 13:30 | 0.009 | Transverse |
| 9/27/2023 7:30 | 0.0115 | Vertical |
| 9/28/2023 12:45 | 0.0599 | Vertical |
| 9/29/2023 1:59 | 0.054 | Vertical |
| 9/30/2023 6:16 | 0.0375 | Vertical |
| 10/1/2023 8:01 | 0.0856 | Vertical |
| 10/2/2023 5:31 | 0.1362 | Vertical |
| 10/3/2023 9:15 | 0.2703 | Vertical |
| 10/4/2023 7:00 | 0.1188 | Vertical |
| 10/5/2023 6:30 | 0.1058 | Transverse |
| 10/6/2023 18:16 | 0.0627 | Vertical |
| 10/7/2023 21:00 | 0.2138 | Vertical |
| 10/8/2023 5:31 | 0.2023 | Vertical |
| 10/9/2023 6:00 | 0.0372 | Transverse |
| 10/10/2023 9:45 | 0.1095 | Vertical |
| 10/11/2023 8:16 | 0.0937 | Vertical |
| 10/12/2023 12:01 | 0.09 | Vertical |
| 10/13/2023 7:45 | 0.0313 | Vertical |
| 10/14/2023 7:17 | 0.0183 | Longitudinal |
| 10/15/2023 0:31 | 0.0205 | Transverse |
| 10/16/2023 4:30 | 0.0168 | Vertical |
| 10/17/2023 17:45 | 0.013 | Longitudinal |
| 10/18/2023 17:00 | 0.059 | Vertical |
| 10/19/2023 17:00 | 0.068 | Vertical |
| 10/20/2023 15:45 | 0.0354 | Transverse |
| 10/21/2023 18:45 | 0.0773 | Vertical |
| 10/22/2023 3:16 | 0.0332 | Transverse |
| 10/23/2023 14:30 | 0.0428 | Transverse |
| 10/24/2023 12:43 | 0.0729 | Longitudinal |
| 10/25/2023 2:15 | 0.0242 | Transverse |
| 10/26/2023 19:00 | 0.0227 | Longitudinal |
| 10/27/2023 3:45 | 0.036 | Transverse |
| 10/28/2023 12:45 | 0.2489 | Transverse |
| 10/29/2023 20:45 | 0.1555 | Vertical |
| 10/30/2023 6:15 | 0.045 | Vertical |
| 10/31/2023 8:15 | 0.1331 | Transverse |
| 11/1/2023 5:30 | 0.1545 | Vertical |
| 11/2/2023 5:16 | 0.171 | Vertical |
| 11/3/2023 9:16 | 0.0546 | Vertical |
| 11/4/2023 9:59 | 0.0922 | Vertical |
| 11/5/2023 6:15 | 0.0981 | Vertical |

| 9141 Harding Vibration Monitor - Maximum Daily Values | | |
|---|-----------------------------------|---|
| Timestamp | Peak Particle Velocity (in./sec.) | Axis (Longitudinal/Transverse/Vertical) |
| 11/6/2023 16:31 | 0.0496 | Vertical |
| 11/7/2023 18:45 | 0.0236 | Longitudinal |
| 11/8/2023 6:30 | 0.0375 | Vertical |
| 11/9/2023 0:30 | 0.0239 | Vertical |
| 11/10/2023 20:00 | 0.0137 | Transverse |
| 11/11/2023 7:30 | 0.0199 | Longitudinal |
| 11/12/2023 7:30 | 0.0254 | Transverse |
| 11/13/2023 10:59 | 0.1399 | Transverse |
| 11/14/2023 18:00 | 0.1297 | Vertical |
| 11/15/2023 2:59 | 0.1415 | Vertical |
| 11/16/2023 4:45 | 0.1617 | Vertical |
| 11/17/2023 14:15 | 0.0754 | Vertical |
| 11/18/2023 7:32 | 0.1579 | Vertical |
| 11/19/2023 8:47 | 0.1164 | Vertical |
| 11/20/2023 8:17 | 0.1614 | Transverse |
| 11/21/2023 6:47 | 0.1058 | Vertical |
| 11/22/2023 6:02 | 0.1775 | Vertical |
| 11/23/2023 20:32 | 0.0863 | Transverse |
| 11/24/2023 5:47 | 0.0853 | Longitudinal |
| 11/29/2023 12:43 | 0.2107 | Longitudinal |
| 11/30/2023 8:15 | 0.0205 | Longitudinal |
| 12/1/2023 9:16 | 0.031 | Longitudinal |
| 12/2/2023 12:59 | 0.0245 | Vertical |
| 12/3/2023 3:30 | 0.0751 | Vertical |
| 12/4/2023 18:16 | 0.0621 | Vertical |
| 12/5/2023 8:45 | 0.036 | Transverse |
| 12/6/2023 8:59 | 0.0279 | Longitudinal |
| 12/7/2023 12:59 | 0.0555 | Longitudinal |
| 12/8/2023 4:00 | 0.0441 | Vertical |
| 12/9/2023 14:15 | 0.0453 | Vertical |
| 12/10/2023 8:45 | 0.0248 | Transverse |
| 12/11/2023 14:59 | 0.0375 | Transverse |
| 12/12/2023 12:59 | 0.0248 | Longitudinal |
| 12/13/2023 6:15 | 0.0254 | Longitudinal |
| 12/14/2023 8:15 | 0.0484 | Longitudinal |
| 12/15/2023 17:45 | 0.0217 | Transverse |
| 12/16/2023 21:46 | 0.0195 | Vertical |
| 12/17/2023 6:15 | 0.0121 | Transverse |
| 12/18/2023 12:59 | 0.0143 | Longitudinal |
| 12/19/2023 12:47 | 0.0962 | Longitudinal |
| 12/20/2023 11:15 | 0.0189 | Longitudinal |
| 12/21/2023 15:45 | 0.2486 | Transverse |
| 12/22/2023 14:30 | 0.0149 | Transverse |

| 9141 Harding Vibration Monitor - Maximum Daily Values | | |
|---|-----------------------------------|---|
| Timestamp | Peak Particle Velocity (in./sec.) | Axis (Longitudinal/Transverse/Vertical) |
| 12/23/2023 5:45 | 0.0149 | Vertical |
| 12/24/2023 5:46 | 0.0133 | Longitudinal |
| 12/25/2023 20:30 | 0.009 | Transverse |
| 12/26/2023 3:31 | 0.0127 | Vertical |
| 12/27/2023 8:30 | 0.0177 | Longitudinal |
| 12/28/2023 8:45 | 0.0183 | Longitudinal |
| 12/29/2023 8:59 | 0.2132 | Transverse |
| 12/30/2023 7:31 | 0.0121 | Transverse |
| 12/31/2023 21:31 | 0.0152 | Vertical |
| 1/1/2024 20:45 | 0.0223 | Transverse |
| 1/2/2024 22:00 | 0.0251 | Vertical |
| 1/3/2024 16:15 | 0.0583 | Vertical |
| 1/4/2024 10:34 | 0.1139 | Longitudinal |
| 1/5/2024 15:30 | 0.261 | Transverse |
| 1/6/2024 20:00 | 0.0748 | Vertical |
| 1/7/2024 1:30 | 0.0496 | Transverse |
| 1/8/2024 19:30 | 0.0351 | Vertical |
| 1/9/2024 0:16 | 0.072 | Vertical |
| 1/10/2024 0:46 | 0.0106 | Vertical |
| 1/11/2024 10:15 | 0.2163 | Longitudinal |
| 1/12/2024 4:59 | 0.032 | Vertical |
| 1/13/2024 22:02 | 0.0115 | Transverse |
| 1/14/2024 22:47 | 0.0304 | Vertical |
| 1/15/2024 12:10 | 0.1176 | Longitudinal |
| 1/16/2024 2:15 | 0.0267 | Transverse |
| 1/17/2024 11:17 | 0.0369 | Transverse |
| 1/18/2024 12:17 | 0.0459 | Transverse |
| 1/19/2024 3:30 | 0.0127 | Longitudinal |
| 1/20/2024 6:30 | 0.013 | Longitudinal |
| 1/21/2024 11:15 | 0.009 | Transverse |
| 1/22/2024 10:02 | 0.1331 | Vertical |
| 1/23/2024 8:02 | 0.0143 | Transverse |
| 1/24/2024 15:31 | 0.0183 | Transverse |
| 1/25/2024 9:17 | 0.0149 | Transverse |
| 1/26/2024 8:13 | 0.0518 | Vertical |
| 1/27/2024 16:15 | 0.0189 | Transverse |
| 1/28/2024 1:30 | 0.009 | Transverse |
| 1/29/2024 12:59 | 0.0112 | Transverse |
| 1/30/2024 14:15 | 0.0149 | Transverse |
| 1/31/2024 14:31 | 0.0102 | Vertical |
| 2/1/2024 12:47 | 0.013 | Longitudinal |
| 2/2/2024 10:44 | 0.1728 | Longitudinal |
| 2/3/2024 8:30 | 0.0109 | Longitudinal |

| 9141 Harding Vibration Monitor - Maximum Daily Values | | |
|---|-----------------------------------|---|
| Timestamp | Peak Particle Velocity (in./sec.) | Axis (Longitudinal/Transverse/Vertical) |
| 2/4/2024 11:45 | 0.0357 | Vertical |
| 2/5/2024 13:16 | 0.0109 | Transverse |
| 2/6/2024 12:30 | 0.0143 | Transverse |
| 2/7/2024 12:01 | 0.0214 | Longitudinal |
| 2/8/2024 8:59 | 0.018 | Transverse |
| 2/9/2024 15:30 | 0.0649 | Longitudinal |
| 2/10/2024 14:30 | 0.0112 | Transverse |
| 2/11/2024 15:45 | 0.013 | Transverse |
| 2/12/2024 8:16 | 0.0357 | Transverse |
| 2/13/2024 12:30 | 0.0164 | Longitudinal |
| 2/14/2024 10:46 | 0.013 | Transverse |
| 2/15/2024 15:15 | 0.2582 | Vertical |
| 2/16/2024 16:30 | 0.0168 | Vertical |
| 2/17/2024 7:31 | 0.0118 | Longitudinal |
| 2/18/2024 3:15 | 0.0242 | Vertical |
| 2/19/2024 16:00 | 0.0146 | Vertical |
| 2/20/2024 9:30 | 0.1223 | Vertical |
| 2/21/2024 9:30 | 0.0174 | Transverse |
| 2/22/2024 15:15 | 0.188 | Transverse |
| 2/23/2024 10:01 | 0.0261 | Transverse |
| 2/24/2024 11:45 | 0.0102 | Vertical |
| 2/25/2024 18:45 | 0.0096 | Transverse |
| 2/26/2024 10:46 | 0.0425 | Longitudinal |
| 2/27/2024 22:31 | 0.0143 | Transverse |
| 2/28/2024 16:01 | 0.0168 | Transverse |
| 2/29/2024 16:00 | 0.0438 | Transverse |
| 3/1/2024 13:30 | 0.0195 | Longitudinal |
| 3/2/2024 3:31 | 0.0121 | Vertical |
| 3/3/2024 11:45 | 0.013 | Vertical |
| 3/4/2024 10:46 | 0.0351 | Transverse |
| 3/5/2024 14:59 | 0.0251 | Longitudinal |
| 3/6/2024 6:00 | 0.0186 | Vertical |
| 3/7/2024 11:45 | 0.0133 | Vertical |
| 3/8/2024 0:30 | 0.0152 | Vertical |
| 3/9/2024 12:30 | 0.0115 | Vertical |
| 3/10/2024 0:30 | 0.0118 | Vertical |
| 3/11/2024 13:45 | 0.0177 | Transverse |
| 3/12/2024 17:30 | 0.0177 | Transverse |
| 3/13/2024 10:16 | 0.0133 | Transverse |
| 3/14/2024 11:01 | 0.0161 | Longitudinal |
| 3/15/2024 8:30 | 0.018 | Transverse |
| 3/16/2024 16:17 | 0.0195 | Longitudinal |
| 3/17/2024 6:15 | 0.0124 | Vertical |

| 9141 Harding Vibration Monitor - Maximum Daily Values | | |
|---|-----------------------------------|---|
| Timestamp | Peak Particle Velocity (in./sec.) | Axis (Longitudinal/Transverse/Vertical) |
| 3/18/2024 5:46 | 0.0143 | Vertical |
| 3/19/2024 4:16 | 0.0143 | Vertical |
| 3/20/2024 13:59 | 0.0155 | Vertical |
| 3/21/2024 21:02 | 0.0158 | Vertical |
| 3/22/2024 21:45 | 0.0276 | Vertical |
| 3/23/2024 0:45 | 0.0379 | Vertical |
| 3/24/2024 5:30 | 0.0149 | Vertical |
| 3/25/2024 5:46 | 0.018 | Vertical |
| 3/26/2024 22:47 | 0.0164 | Vertical |
| 3/27/2024 8:46 | 0.0155 | Vertical |
| 3/28/2024 6:45 | 0.0171 | Vertical |
| 3/29/2024 10:46 | 0.0211 | Longitudinal |
| 3/30/2024 8:30 | 0.0149 | Vertical |
| 3/31/2024 14:47 | 0.013 | Vertical |
| 4/1/2024 5:31 | 0.0143 | Vertical |
| 4/2/2024 9:16 | 0.0099 | Transverse |
| 4/3/2024 11:46 | 0.0217 | Longitudinal |
| 4/4/2024 5:31 | 0.0149 | Vertical |
| 4/5/2024 9:15 | 0.0233 | Longitudinal |
| 4/6/2024 8:45 | 0.0115 | Vertical |
| 4/7/2024 13:59 | 0.0093 | Vertical |
| 4/8/2024 9:00 | 0.018 | Transverse |
| 4/9/2024 15:47 | 0.0146 | Longitudinal |
| 4/10/2024 10:31 | 0.0152 | Transverse |
| 4/11/2024 8:15 | 0.013 | Longitudinal |
| 4/12/2024 12:15 | 0.0115 | Transverse |
| 4/13/2024 15:32 | 0.0121 | Transverse |
| 4/14/2024 14:47 | 0.0096 | Vertical |

| 9156 Collins Vibration Monitor - Maximum Daily Values | | |
|---|-----------------------------------|---|
| Timestamp | Peak Particle Velocity (in./sec.) | Axis (Longitudinal/Transverse/Vertical) |
| 2/21/2023 17:45 | 0.027 | Longitudinal |
| 2/22/2023 8:30 | 0.0227 | Longitudinal |
| 2/23/2023 22:46 | 0.023 | Longitudinal |
| 2/24/2023 18:15 | 0.018 | Longitudinal |
| 2/25/2023 8:15 | 0.0239 | Longitudinal |
| 2/26/2023 9:15 | 0.0133 | Longitudinal |
| 2/27/2023 19:17 | 0.0344 | Longitudinal |
| 2/28/2023 8:15 | 0.0292 | Transverse |
| 3/1/2023 12:31 | 0.0223 | Transverse |
| 3/2/2023 12:45 | 0.0285 | Transverse |
| 3/3/2023 18:00 | 0.027 | Vertical |
| 3/4/2023 14:15 | 0.0211 | Vertical |
| 3/5/2023 20:00 | 0.0217 | Vertical |
| 3/6/2023 17:15 | 0.0254 | Vertical |
| 3/7/2023 15:00 | 0.0636 | Longitudinal |
| 3/8/2023 12:30 | 0.0326 | Vertical |
| 3/9/2023 23:30 | 0.0177 | Vertical |
| 3/10/2023 0:45 | 0.0171 | Transverse |
| 3/11/2023 13:15 | 0.0192 | Vertical |
| 3/12/2023 0:30 | 0.0202 | Vertical |
| 3/13/2023 7:00 | 0.0192 | Vertical |
| 3/14/2023 16:00 | 0.022 | Longitudinal |
| 3/15/2023 18:45 | 0.0211 | Vertical |
| 3/16/2023 14:30 | 0.1055 | Vertical |
| 3/17/2023 3:45 | 0.0202 | Vertical |
| 3/18/2023 6:00 | 0.0199 | Vertical |
| 3/19/2023 13:00 | 0.0341 | Transverse |
| 3/20/2023 23:00 | 0.0227 | Vertical |
| 3/21/2023 14:30 | 0.0354 | Vertical |
| 3/22/2023 20:30 | 0.0298 | Vertical |
| 3/23/2023 16:17 | 0.0279 | Vertical |
| 3/24/2023 11:45 | 0.0245 | Vertical |
| 3/25/2023 13:00 | 0.0214 | Vertical |
| 3/26/2023 7:47 | 0.027 | Vertical |
| 3/27/2023 2:32 | 0.0261 | Vertical |
| 3/28/2023 19:00 | 0.0264 | Vertical |
| 3/29/2023 23:15 | 0.0285 | Vertical |
| 3/30/2023 12:47 | 0.0804 | Longitudinal |
| 3/31/2023 15:00 | 0.0317 | Longitudinal |
| 4/1/2023 16:46 | 0.027 | Vertical |
| 4/2/2023 14:45 | 0.0233 | Vertical |
| 4/3/2023 15:47 | 0.0276 | Vertical |
| 4/4/2023 9:45 | 0.032 | Transverse |

| 9156 Collins Vibration Monitor - Maximum Daily Values | | |
|---|-----------------------------------|---|
| Timestamp | Peak Particle Velocity (in./sec.) | Axis (Longitudinal/Transverse/Vertical) |
| 4/5/2023 9:30 | 0.041 | Vertical |
| 4/6/2023 8:45 | 0.0344 | Longitudinal |
| 4/7/2023 11:30 | 0.0248 | Vertical |
| 4/8/2023 20:17 | 0.0279 | Vertical |
| 4/9/2023 12:30 | 0.0227 | Vertical |
| 4/10/2023 7:45 | 0.0208 | Vertical |
| 4/11/2023 12:45 | 0.0233 | Vertical |
| 4/12/2023 14:46 | 0.0276 | Vertical |
| 4/13/2023 15:30 | 0.0214 | Vertical |
| 4/14/2023 0:02 | 0.022 | Vertical |
| 4/15/2023 17:15 | 0.0248 | Vertical |
| 4/16/2023 21:31 | 0.0295 | Longitudinal |
| 4/17/2023 6:00 | 0.0217 | Vertical |
| 4/18/2023 7:30 | 0.0214 | Vertical |
| 4/19/2023 12:30 | 0.148 | Longitudinal |
| 4/20/2023 12:21 | 0.1018 | Vertical |
| 4/21/2023 19:45 | 0.0177 | Vertical |
| 4/22/2023 20:45 | 0.0227 | Vertical |
| 4/23/2023 11:00 | 0.0227 | Vertical |
| 4/24/2023 10:30 | 0.0192 | Vertical |
| 4/25/2023 18:30 | 0.0186 | Vertical |
| 4/26/2023 17:16 | 0.0195 | Vertical |
| 4/27/2023 2:15 | 0.0183 | Vertical |
| 4/28/2023 15:45 | 0.1055 | Vertical |
| 4/29/2023 12:15 | 0.0195 | Vertical |
| 4/30/2023 22:15 | 0.0239 | Vertical |
| 5/1/2023 19:00 | 0.0267 | Vertical |
| 5/2/2023 21:30 | 0.0217 | Vertical |
| 5/3/2023 9:30 | 0.0149 | Transverse |
| 5/4/2023 19:59 | 0.0171 | Vertical |
| 5/5/2023 10:45 | 0.0524 | Transverse |
| 5/6/2023 17:15 | 0.0208 | Vertical |
| 5/7/2023 11:00 | 0.0189 | Vertical |
| 5/8/2023 3:15 | 0.0152 | Vertical |
| 5/9/2023 19:00 | 0.0183 | Vertical |
| 5/10/2023 17:30 | 0.023 | Vertical |
| 5/11/2023 14:30 | 0.0444 | Transverse |
| 5/12/2023 17:45 | 0.0174 | Vertical |
| 5/13/2023 10:15 | 0.0195 | Vertical |
| 5/14/2023 14:15 | 0.0223 | Vertical |
| 5/15/2023 12:45 | 0.0621 | Vertical |
| 5/16/2023 8:15 | 0.0273 | Vertical |
| 5/17/2023 18:30 | 0.0227 | Vertical |

| 9156 Collins Vibration Monitor - Maximum Daily Values | | |
|---|-----------------------------------|---|
| Timestamp | Peak Particle Velocity (in./sec.) | Axis (Longitudinal/Transverse/Vertical) |
| 5/18/2023 13:17 | 0.0382 | Longitudinal |
| 5/19/2023 17:15 | 0.0192 | Vertical |
| 5/20/2023 13:00 | 0.0183 | Vertical |
| 5/21/2023 16:00 | 0.018 | Vertical |
| 5/22/2023 12:15 | 0.0565 | Vertical |
| 5/23/2023 1:16 | 0.0127 | Vertical |
| 5/24/2023 14:15 | 0.0348 | Vertical |
| 5/25/2023 17:30 | 0.0211 | Vertical |
| 5/26/2023 17:45 | 0.0174 | Vertical |
| 5/27/2023 10:30 | 0.0217 | Vertical |
| 5/28/2023 11:00 | 0.0202 | Vertical |
| 5/29/2023 0:45 | 0.022 | Vertical |
| 5/30/2023 9:45 | 0.0295 | Vertical |
| 5/31/2023 18:00 | 0.0186 | Vertical |
| 6/1/2023 17:30 | 0.0195 | Vertical |
| 6/2/2023 12:15 | 0.0388 | Vertical |
| 6/3/2023 6:47 | 0.0208 | Vertical |
| 6/4/2023 18:17 | 0.0199 | Vertical |
| 6/5/2023 14:17 | 0.023 | Vertical |
| 6/6/2023 17:47 | 0.0189 | Vertical |
| 6/7/2023 18:17 | 0.0186 | Vertical |
| 6/8/2023 1:02 | 0.0183 | Vertical |
| 6/9/2023 12:27 | 0.0301 | Vertical |
| 6/10/2023 17:17 | 0.0239 | Vertical |
| 6/11/2023 19:47 | 0.0223 | Vertical |
| 6/12/2023 9:32 | 0.022 | Transverse |
| 6/13/2023 15:02 | 0.0282 | Vertical |
| 6/14/2023 13:47 | 0.153 | Transverse |
| 6/15/2023 18:15 | 0.0202 | Vertical |
| 6/16/2023 18:31 | 0.0199 | Vertical |
| 6/17/2023 11:00 | 0.0199 | Vertical |
| 6/18/2023 15:15 | 0.0248 | Vertical |
| 6/19/2023 1:00 | 0.0189 | Vertical |
| 6/20/2023 19:01 | 0.0164 | Vertical |
| 6/21/2023 16:15 | 0.0211 | Vertical |
| 6/22/2023 11:30 | 0.0174 | Vertical |
| 6/23/2023 19:30 | 0.0189 | Vertical |
| 6/24/2023 10:15 | 0.0205 | Vertical |
| 6/25/2023 7:31 | 0.018 | Vertical |
| 6/26/2023 10:45 | 0.0195 | Vertical |
| 6/27/2023 12:00 | 0.027 | Longitudinal |
| 6/28/2023 17:45 | 0.0186 | Vertical |
| 6/29/2023 18:46 | 0.0168 | Vertical |

| 9156 Collins Vibration Monitor - Maximum Daily Values | | |
|---|-----------------------------------|---|
| Timestamp | Peak Particle Velocity (in./sec.) | Axis (Longitudinal/Transverse/Vertical) |
| 6/30/2023 10:01 | 0.0155 | Vertical |
| 7/1/2023 15:02 | 0.0183 | Vertical |
| 7/2/2023 11:45 | 0.0227 | Vertical |
| 7/3/2023 12:55 | 0.0534 | Longitudinal |
| 7/4/2023 12:46 | 0.022 | Vertical |
| 7/5/2023 18:47 | 0.0208 | Vertical |
| 7/6/2023 17:47 | 0.0217 | Vertical |
| 7/7/2023 14:31 | 0.0394 | Vertical |
| 7/8/2023 10:17 | 0.0236 | Vertical |
| 7/9/2023 8:01 | 0.0183 | Vertical |
| 7/10/2023 15:31 | 0.0208 | Transverse |
| 7/11/2023 15:32 | 0.0276 | Transverse |
| 7/12/2023 11:00 | 0.0195 | Transverse |
| 7/13/2023 22:01 | 0.022 | Vertical |
| 7/14/2023 2:30 | 0.0202 | Vertical |
| 7/15/2023 16:01 | 0.0214 | Vertical |
| 7/16/2023 14:17 | 0.0202 | Vertical |
| 7/17/2023 9:15 | 0.041 | Transverse |
| 7/18/2023 16:32 | 0.0199 | Transverse |
| 7/19/2023 10:30 | 0.0559 | Vertical |
| 7/20/2023 23:00 | 0.0245 | Vertical |
| 7/21/2023 5:15 | 0.022 | Vertical |
| 7/22/2023 16:15 | 0.0199 | Vertical |
| 7/23/2023 15:00 | 0.0202 | Vertical |
| 7/24/2023 16:30 | 0.0258 | Transverse |
| 7/25/2023 9:32 | 0.0481 | Transverse |
| 7/26/2023 13:59 | 0.022 | Transverse |
| 7/27/2023 13:32 | 0.0341 | Transverse |
| 7/28/2023 9:32 | 0.0248 | Transverse |
| 7/29/2023 14:30 | 0.0174 | Longitudinal |
| 7/30/2023 15:32 | 0.0214 | Vertical |
| 7/31/2023 23:45 | 0.094 | Longitudinal |
| 8/1/2023 1:00 | 0.1294 | Longitudinal |
| 8/2/2023 17:06 | 0.0289 | Vertical |
| 8/3/2023 12:07 | 0.0633 | Longitudinal |
| 8/4/2023 10:30 | 0.0363 | Vertical |
| 8/5/2023 18:15 | 0.0199 | Vertical |
| 8/6/2023 13:30 | 0.0192 | Vertical |
| 8/7/2023 14:16 | 0.0577 | Vertical |
| 8/8/2023 12:15 | 0.0354 | Vertical |
| 8/9/2023 16:15 | 0.0605 | Vertical |
| 8/10/2023 9:30 | 0.0766 | Vertical |
| 8/11/2023 12:45 | 0.0785 | Transverse |

| 9156 Collins Vibration Monitor - Maximum Daily Values | | |
|---|-----------------------------------|---|
| Timestamp | Peak Particle Velocity (in./sec.) | Axis (Longitudinal/Transverse/Vertical) |
| 8/12/2023 17:15 | 0.0217 | Vertical |
| 8/13/2023 4:00 | 0.0183 | Vertical |
| 8/14/2023 8:45 | 0.0487 | Vertical |
| 8/15/2023 10:00 | 0.0565 | Transverse |
| 8/16/2023 9:30 | 0.0521 | Vertical |
| 8/17/2023 12:37 | 0.045 | Vertical |
| 8/18/2023 11:30 | 0.0456 | Transverse |
| 8/19/2023 4:15 | 0.0199 | Vertical |
| 8/20/2023 16:47 | 0.0273 | Vertical |
| 8/21/2023 12:45 | 0.027 | Transverse |
| 8/22/2023 12:00 | 0.0248 | Vertical |
| 8/23/2023 18:47 | 0.0192 | Vertical |
| 8/24/2023 11:02 | 0.0571 | Transverse |
| 8/25/2023 11:32 | 0.0379 | Transverse |
| 8/26/2023 18:00 | 0.0189 | Vertical |
| 8/27/2023 2:17 | 0.022 | Vertical |
| 8/28/2023 8:16 | 0.0332 | Transverse |
| 8/29/2023 16:32 | 0.0363 | Vertical |
| 8/30/2023 13:59 | 0.0267 | Transverse |
| 8/31/2023 10:02 | 0.023 | Vertical |
| 9/1/2023 12:47 | 0.0242 | Transverse |
| 9/2/2023 0:17 | 0.0227 | Vertical |
| 9/3/2023 13:31 | 0.0248 | Vertical |
| 9/4/2023 15:17 | 0.0183 | Vertical |
| 9/5/2023 8:47 | 0.0233 | Vertical |
| 9/6/2023 18:17 | 0.0788 | Longitudinal |
| 9/7/2023 11:17 | 0.0177 | Vertical |
| 9/8/2023 7:30 | 0.0214 | Vertical |
| 9/9/2023 10:32 | 0.0199 | Vertical |
| 9/10/2023 21:02 | 0.0242 | Vertical |
| 9/11/2023 20:17 | 0.0248 | Vertical |
| 9/12/2023 13:47 | 0.0276 | Vertical |
| 9/13/2023 18:32 | 0.0214 | Vertical |
| 9/14/2023 10:47 | 0.0192 | Transverse |
| 9/15/2023 20:16 | 0.0217 | Vertical |
| 9/16/2023 5:47 | 0.0233 | Vertical |
| 9/17/2023 19:31 | 0.0254 | Vertical |
| 9/18/2023 21:00 | 0.0258 | Vertical |
| 9/19/2023 9:16 | 0.027 | Vertical |
| 9/20/2023 16:15 | 0.0354 | Vertical |
| 9/21/2023 16:06 | 0.0639 | Longitudinal |
| 9/22/2023 7:16 | 0.032 | Longitudinal |
| 9/23/2023 2:16 | 0.0332 | Longitudinal |

| 9156 Collins Vibration Monitor - Maximum Daily Values | | |
|---|-----------------------------------|---|
| Timestamp | Peak Particle Velocity (in./sec.) | Axis (Longitudinal/Transverse/Vertical) |
| 9/24/2023 9:31 | 0.0313 | Longitudinal |
| 9/25/2023 9:46 | 0.0326 | Longitudinal |
| 9/26/2023 18:45 | 0.0317 | Longitudinal |
| 9/27/2023 9:16 | 0.0317 | Longitudinal |
| 9/28/2023 13:41 | 0.0444 | Longitudinal |
| 9/29/2023 3:30 | 0.0186 | Vertical |
| 9/30/2023 8:17 | 0.0208 | Vertical |
| 10/1/2023 13:01 | 0.018 | Vertical |
| 10/2/2023 7:47 | 0.018 | Vertical |
| 10/3/2023 15:02 | 0.0357 | Longitudinal |
| 10/4/2023 10:32 | 0.0239 | Transverse |
| 10/5/2023 0:02 | 0.0164 | Vertical |
| 10/6/2023 0:02 | 0.0174 | Vertical |
| 10/7/2023 12:32 | 0.0205 | Vertical |
| 10/8/2023 16:17 | 0.0211 | Vertical |
| 10/9/2023 8:02 | 0.0186 | Vertical |
| 10/10/2023 10:02 | 0.0245 | Transverse |
| 10/11/2023 22:17 | 0.0192 | Vertical |
| 10/12/2023 15:59 | 0.027 | Vertical |
| 10/13/2023 0:47 | 0.0192 | Vertical |
| 10/14/2023 19:02 | 0.0208 | Vertical |
| 10/15/2023 13:47 | 0.0186 | Vertical |
| 10/16/2023 0:46 | 0.0149 | Vertical |
| 10/17/2023 17:45 | 0.0189 | Transverse |
| 10/18/2023 22:17 | 0.0168 | Vertical |
| 10/19/2023 1:47 | 0.0289 | Vertical |
| 10/20/2023 14:55 | 0.0456 | Vertical |
| 10/21/2023 17:15 | 0.0192 | Vertical |
| 10/22/2023 19:45 | 0.0199 | Vertical |
| 10/23/2023 19:00 | 0.0186 | Vertical |
| 10/24/2023 14:15 | 0.0202 | Vertical |
| 10/25/2023 11:15 | 0.0329 | Vertical |
| 10/26/2023 15:30 | 0.0298 | Vertical |
| 10/27/2023 15:15 | 0.0552 | Transverse |
| 10/28/2023 18:46 | 0.0168 | Vertical |
| 10/29/2023 17:00 | 0.0205 | Vertical |
| 10/30/2023 9:30 | 0.0528 | Transverse |
| 10/31/2023 9:16 | 0.0242 | Transverse |
| 11/1/2023 3:01 | 0.0251 | Vertical |
| 11/2/2023 7:15 | 0.0192 | Vertical |
| 11/3/2023 9:47 | 0.0236 | Transverse |
| 11/4/2023 19:00 | 0.0236 | Vertical |
| 11/5/2023 15:31 | 0.0186 | Vertical |

| 9156 Collins Vibration Monitor - Maximum Daily Values | | |
|---|-----------------------------------|---|
| Timestamp | Peak Particle Velocity (in./sec.) | Axis (Longitudinal/Transverse/Vertical) |
| 11/6/2023 8:59 | 0.0183 | Vertical |
| 11/7/2023 18:15 | 0.0208 | Vertical |
| 11/8/2023 8:32 | 0.0211 | Vertical |
| 11/9/2023 12:43 | 0.0304 | Vertical |
| 11/10/2023 4:46 | 0.0199 | Vertical |
| 11/11/2023 11:17 | 0.0211 | Vertical |
| 11/12/2023 0:59 | 0.0211 | Vertical |
| 11/13/2023 14:07 | 0.0478 | Vertical |
| 11/14/2023 7:17 | 0.0217 | Vertical |
| 11/15/2023 8:17 | 0.0174 | Transverse |
| 11/16/2023 11:32 | 0.0223 | Vertical |
| 11/17/2023 22:59 | 0.0164 | Vertical |
| 11/18/2023 8:02 | 0.018 | Vertical |
| 11/19/2023 14:59 | 0.0171 | Vertical |
| 11/20/2023 6:59 | 0.018 | Vertical |
| 11/21/2023 10:57 | 0.0518 | Longitudinal |
| 11/22/2023 23:17 | 0.0171 | Vertical |
| 11/23/2023 13:17 | 0.0183 | Vertical |
| 11/24/2023 19:31 | 0.0211 | Vertical |
| 11/25/2023 16:32 | 0.0195 | Vertical |
| 11/26/2023 8:46 | 0.0195 | Vertical |
| 11/27/2023 1:47 | 0.0183 | Vertical |
| 11/28/2023 8:46 | 0.0313 | Longitudinal |
| 11/29/2023 10:00 | 0.0202 | Vertical |
| 11/30/2023 10:24 | 0.0372 | Longitudinal |
| 12/1/2023 8:45 | 0.027 | Longitudinal |
| 12/2/2023 20:30 | 0.0186 | Vertical |
| 12/3/2023 7:30 | 0.0205 | Vertical |
| 12/4/2023 20:30 | 0.0192 | Vertical |
| 12/5/2023 8:15 | 0.0217 | Vertical |
| 12/6/2023 8:59 | 0.0211 | Longitudinal |
| 12/7/2023 12:30 | 0.0223 | Vertical |
| 12/8/2023 8:45 | 0.0189 | Transverse |
| 12/9/2023 9:15 | 0.0208 | Longitudinal |
| 12/10/2023 7:30 | 0.0171 | Vertical |
| 12/11/2023 11:15 | 0.0475 | Transverse |
| 12/12/2023 8:45 | 0.0441 | Transverse |
| 12/13/2023 10:45 | 0.0385 | Transverse |
| 12/14/2023 8:45 | 0.0357 | Vertical |
| 12/15/2023 5:16 | 0.0186 | Vertical |
| 12/16/2023 8:00 | 0.0186 | Vertical |
| 12/17/2023 17:30 | 0.0164 | Vertical |
| 12/18/2023 8:59 | 0.0202 | Longitudinal |

| 9156 Collins Vibration Monitor - Maximum Daily Values | | |
|---|-----------------------------------|---|
| Timestamp | Peak Particle Velocity (in./sec.) | Axis (Longitudinal/Transverse/Vertical) |
| 12/19/2023 8:15 | 0.022 | Transverse |
| 12/20/2023 10:01 | 0.0248 | Transverse |
| 12/21/2023 11:30 | 0.018 | Transverse |
| 12/22/2023 11:15 | 0.031 | Transverse |
| 12/23/2023 2:15 | 0.0186 | Vertical |
| 12/24/2023 7:45 | 0.0174 | Vertical |
| 12/25/2023 10:00 | 0.0186 | Vertical |
| 12/26/2023 22:59 | 0.0171 | Vertical |
| 12/27/2023 12:17 | 0.0375 | Longitudinal |
| 12/28/2023 22:47 | 0.0171 | Vertical |
| 12/29/2023 9:31 | 0.0195 | Transverse |
| 12/30/2023 11:45 | 0.0177 | Vertical |
| 12/31/2023 17:15 | 0.022 | Vertical |
| 1/1/2024 16:00 | 0.0183 | Vertical |
| 1/2/2024 10:59 | 0.0453 | Longitudinal |
| 1/3/2024 10:17 | 0.0285 | Longitudinal |
| 1/4/2024 10:17 | 0.0313 | Transverse |
| 1/5/2024 9:17 | 0.0168 | Longitudinal |
| 1/6/2024 7:32 | 0.0195 | Vertical |
| 1/7/2024 8:02 | 0.0205 | Vertical |
| 1/8/2024 10:59 | 0.032 | Longitudinal |
| 1/9/2024 8:31 | 0.0205 | Vertical |
| 1/10/2024 2:00 | 0.0186 | Vertical |
| 1/11/2024 14:30 | 0.027 | Transverse |
| 1/12/2024 12:45 | 0.0596 | Transverse |
| 1/13/2024 12:00 | 0.0289 | Transverse |
| 1/14/2024 0:15 | 0.0245 | Vertical |
| 1/15/2024 8:01 | 0.0251 | Transverse |
| 1/16/2024 8:59 | 0.0434 | Longitudinal |
| 1/17/2024 11:15 | 0.0968 | Transverse |
| 1/18/2024 9:47 | 0.094 | Longitudinal |
| 1/19/2024 7:17 | 0.1071 | Longitudinal |
| 1/20/2024 16:59 | 0.0199 | Vertical |
| 1/21/2024 2:02 | 0.0211 | Vertical |
| 1/22/2024 13:46 | 0.0338 | Transverse |
| 1/23/2024 22:59 | 0.0317 | Vertical |
| 1/24/2024 7:30 | 0.0317 | Vertical |
| 1/25/2024 6:30 | 0.0301 | Vertical |
| 1/26/2024 6:30 | 0.0276 | Vertical |
| 1/27/2024 16:30 | 0.0354 | Vertical |
| 1/28/2024 0:45 | 0.0298 | Vertical |
| 1/29/2024 21:45 | 0.0214 | Vertical |
| 1/30/2024 11:15 | 0.027 | Vertical |

| 9156 Collins Vibration Monitor - Maximum Daily Values | | |
|---|-----------------------------------|---|
| Timestamp | Peak Particle Velocity (in./sec.) | Axis (Longitudinal/Transverse/Vertical) |
| 1/31/2024 8:17 | 0.0282 | Vertical |
| 2/1/2024 12:46 | 0.0444 | Vertical |
| 2/2/2024 9:15 | 0.0388 | Transverse |
| 2/3/2024 12:15 | 0.0326 | Vertical |
| 2/4/2024 18:01 | 0.0323 | Vertical |
| 2/5/2024 8:45 | 0.0366 | Vertical |
| 2/6/2024 4:30 | 0.0307 | Vertical |
| 2/7/2024 10:01 | 0.0447 | Longitudinal |
| 2/8/2024 13:45 | 0.0608 | Longitudinal |
| 2/9/2024 4:59 | 0.0475 | Longitudinal |
| 2/10/2024 16:00 | 0.0205 | Vertical |
| 2/11/2024 19:46 | 0.0183 | Vertical |
| 2/12/2024 8:15 | 0.0512 | Transverse |
| 2/13/2024 12:30 | 0.0444 | Transverse |
| 2/14/2024 12:31 | 0.0317 | Vertical |
| 2/15/2024 14:47 | 0.0431 | Transverse |
| 2/16/2024 8:59 | 0.0273 | Vertical |
| 2/17/2024 15:45 | 0.0186 | Vertical |
| 2/18/2024 9:15 | 0.0192 | Vertical |
| 2/19/2024 19:16 | 0.0161 | Vertical |
| 2/20/2024 16:00 | 0.0388 | Transverse |
| 2/21/2024 22:17 | 0.0481 | Vertical |
| 2/22/2024 22:59 | 0.1542 | Transverse |
| 2/23/2024 4:47 | 0.086 | Longitudinal |
| 2/24/2024 15:16 | 0.0223 | Vertical |
| 2/25/2024 2:59 | 0.0236 | Vertical |
| 2/26/2024 22:59 | 0.0562 | Longitudinal |
| 2/27/2024 0:00 | 0.04 | Transverse |
| 2/28/2024 2:15 | 0.0518 | Transverse |
| 2/29/2024 8:15 | 0.0807 | Longitudinal |
| 3/1/2024 0:31 | 0.031 | Vertical |
| 3/2/2024 13:45 | 0.0375 | Vertical |
| 3/3/2024 10:15 | 0.0357 | Vertical |
| 3/4/2024 22:16 | 0.0329 | Vertical |
| 3/5/2024 0:15 | 0.0382 | Vertical |
| 3/6/2024 0:00 | 0.0348 | Vertical |
| 3/7/2024 5:15 | 0.0317 | Vertical |
| 3/8/2024 21:16 | 0.0289 | Vertical |
| 3/9/2024 4:59 | 0.0341 | Vertical |
| 3/10/2024 0:59 | 0.032 | Vertical |
| 3/11/2024 23:16 | 0.0329 | Vertical |
| 3/12/2024 5:15 | 0.0313 | Vertical |
| 3/13/2024 19:00 | 0.0323 | Vertical |

| 9156 Collins Vibration Monitor - Maximum Daily Values | | |
|---|-----------------------------------|---|
| Timestamp | Peak Particle Velocity (in./sec.) | Axis (Longitudinal/Transverse/Vertical) |
| 3/14/2024 5:15 | 0.0329 | Vertical |
| 3/15/2024 8:30 | 0.0462 | Transverse |
| 3/16/2024 7:59 | 0.0354 | Vertical |
| 3/17/2024 1:45 | 0.0357 | Vertical |
| 3/18/2024 18:45 | 0.0465 | Vertical |
| 3/19/2024 20:45 | 0.0344 | Vertical |
| 3/20/2024 5:59 | 0.0313 | Vertical |
| 3/21/2024 23:46 | 0.0326 | Vertical |
| 3/22/2024 6:30 | 0.0348 | Vertical |
| 3/23/2024 9:59 | 0.0335 | Vertical |
| 3/24/2024 6:15 | 0.0382 | Vertical |
| 3/25/2024 23:46 | 0.0391 | Vertical |
| 3/26/2024 19:30 | 0.0335 | Vertical |
| 3/27/2024 7:30 | 0.0351 | Vertical |
| 3/28/2024 19:45 | 0.0338 | Vertical |
| 3/29/2024 1:30 | 0.0363 | Vertical |
| 3/30/2024 16:32 | 0.0341 | Vertical |
| 3/31/2024 17:15 | 0.036 | Vertical |
| 4/1/2024 7:30 | 0.032 | Vertical |
| 4/2/2024 18:45 | 0.0372 | Vertical |
| 4/3/2024 21:16 | 0.036 | Vertical |
| 4/4/2024 23:15 | 0.0357 | Vertical |
| 4/5/2024 9:15 | 0.0416 | Transverse |
| 4/6/2024 12:17 | 0.0369 | Vertical |
| 4/7/2024 13:59 | 0.036 | Vertical |
| 4/8/2024 8:45 | 0.0431 | Vertical |
| 4/9/2024 20:15 | 0.0351 | Vertical |
| 4/10/2024 2:30 | 0.0317 | Vertical |
| 4/11/2024 21:00 | 0.0289 | Vertical |
| 4/12/2024 1:45 | 0.0292 | Vertical |
| 4/13/2024 7:15 | 0.0326 | Vertical |
| 4/14/2024 14:45 | 0.0329 | Vertical |

| 9172 Collins Vibration Monitor - Maximum Daily Values | | |
|---|-----------------------------------|---|
| Timestamp | Peak Particle Velocity (in./sec.) | Axis (Longitudinal/Transverse/Vertical) |
| 2/21/2023 16:30 | 0.0298 | Longitudinal |
| 2/22/2023 11:45 | 0.0258 | Longitudinal |
| 2/23/2023 11:45 | 0.0285 | Longitudinal |
| 2/24/2023 7:30 | 0.0258 | Longitudinal |
| 2/25/2023 13:30 | 0.0208 | Longitudinal |
| 2/26/2023 12:30 | 0.0217 | Longitudinal |
| 2/27/2023 12:15 | 0.0642 | Longitudinal |
| 2/28/2023 8:15 | 0.0431 | Vertical |
| 3/1/2023 9:30 | 0.0586 | Vertical |
| 3/2/2023 12:45 | 0.0661 | Vertical |
| 3/3/2023 13:15 | 0.0438 | Vertical |
| 3/4/2023 0:15 | 0.036 | Vertical |
| 3/5/2023 20:00 | 0.0298 | Vertical |
| 3/6/2023 12:03 | 0.0493 | Vertical |
| 3/7/2023 15:15 | 0.0676 | Vertical |
| 3/8/2023 9:45 | 0.0323 | Vertical |
| 3/9/2023 9:00 | 0.0326 | Longitudinal |
| 3/10/2023 23:15 | 0.0251 | Vertical |
| 3/11/2023 16:00 | 0.0304 | Vertical |
| 3/12/2023 9:15 | 0.0326 | Vertical |
| 3/13/2023 7:00 | 0.0298 | Vertical |
| 3/14/2023 3:30 | 0.0261 | Vertical |
| 3/15/2023 2:15 | 0.0323 | Vertical |
| 3/16/2023 19:30 | 0.0289 | Vertical |
| 3/17/2023 8:59 | 0.0304 | Longitudinal |
| 3/18/2023 23:00 | 0.0354 | Vertical |
| 3/19/2023 0:45 | 0.032 | Vertical |
| 3/20/2023 21:45 | 0.0285 | Vertical |
| 3/21/2023 17:15 | 0.0279 | Vertical |
| 3/22/2023 6:30 | 0.0332 | Vertical |
| 3/23/2023 15:45 | 0.0295 | Vertical |
| 3/24/2023 21:45 | 0.0276 | Vertical |
| 3/25/2023 11:00 | 0.0292 | Vertical |
| 3/26/2023 8:59 | 0.0351 | Vertical |
| 3/27/2023 1:15 | 0.0295 | Vertical |
| 3/28/2023 13:59 | 0.0341 | Vertical |
| 3/29/2023 18:30 | 0.0329 | Vertical |
| 3/30/2023 13:00 | 0.1269 | Transverse |
| 3/31/2023 15:00 | 0.0323 | Vertical |
| 4/1/2023 7:30 | 0.0298 | Vertical |
| 4/2/2023 19:15 | 0.0341 | Vertical |
| 4/3/2023 18:00 | 0.0267 | Vertical |
| 4/4/2023 0:00 | 0.0298 | Vertical |

| 9172 Collins Vibration Monitor - Maximum Daily Values | | |
|---|-----------------------------------|---|
| Timestamp | Peak Particle Velocity (in./sec.) | Axis (Longitudinal/Transverse/Vertical) |
| 4/5/2023 13:45 | 0.0816 | Transverse |
| 4/6/2023 8:45 | 0.0379 | Vertical |
| 4/7/2023 11:30 | 0.0431 | Longitudinal |
| 4/8/2023 16:30 | 0.068 | Vertical |
| 4/9/2023 12:00 | 0.0335 | Vertical |
| 4/10/2023 2:15 | 0.027 | Vertical |
| 4/11/2023 15:45 | 0.0264 | Vertical |
| 4/12/2023 17:15 | 0.1337 | Transverse |
| 4/13/2023 19:00 | 0.0273 | Longitudinal |
| 4/14/2023 18:45 | 0.0248 | Vertical |
| 4/15/2023 13:15 | 0.0348 | Vertical |
| 4/16/2023 21:15 | 0.0438 | Vertical |
| 4/17/2023 18:45 | 0.0344 | Vertical |
| 4/18/2023 18:15 | 0.0236 | Vertical |
| 4/19/2023 22:30 | 0.0698 | Transverse |
| 4/20/2023 0:30 | 0.0714 | Longitudinal |
| 4/21/2023 19:45 | 0.0279 | Vertical |
| 4/22/2023 20:45 | 0.0397 | Vertical |
| 4/23/2023 14:30 | 0.0341 | Vertical |
| 4/24/2023 1:15 | 0.0285 | Vertical |
| 4/25/2023 18:30 | 0.0323 | Vertical |
| 4/26/2023 19:30 | 0.0301 | Vertical |
| 4/27/2023 2:15 | 0.0348 | Vertical |
| 4/28/2023 12:45 | 0.0391 | Vertical |
| 4/29/2023 11:15 | 0.0326 | Vertical |
| 4/30/2023 7:45 | 0.1201 | Vertical |
| 5/1/2023 19:00 | 0.0459 | Vertical |
| 5/2/2023 21:30 | 0.0317 | Vertical |
| 5/3/2023 8:15 | 0.0586 | Vertical |
| 5/4/2023 19:59 | 0.0254 | Vertical |
| 5/5/2023 10:45 | 0.1375 | Longitudinal |
| 5/6/2023 17:15 | 0.0329 | Vertical |
| 5/7/2023 11:00 | 0.0379 | Vertical |
| 5/8/2023 3:15 | 0.0298 | Vertical |
| 5/9/2023 19:00 | 0.0276 | Vertical |
| 5/10/2023 17:15 | 0.0292 | Vertical |
| 5/11/2023 11:45 | 0.0472 | Transverse |
| 5/12/2023 17:31 | 0.0258 | Vertical |
| 5/13/2023 0:30 | 0.0292 | Vertical |
| 5/14/2023 14:15 | 0.0397 | Vertical |
| 5/15/2023 12:45 | 0.0875 | Vertical |
| 5/16/2023 8:30 | 0.027 | Vertical |
| 5/17/2023 18:33 | 0.0304 | Vertical |

| 9172 Collins Vibration Monitor - Maximum Daily Values | | |
|---|-----------------------------------|---|
| Timestamp | Peak Particle Velocity (in./sec.) | Axis (Longitudinal/Transverse/Vertical) |
| 5/18/2023 13:30 | 0.036 | Longitudinal |
| 5/19/2023 17:16 | 0.0307 | Vertical |
| 5/20/2023 22:30 | 0.0282 | Vertical |
| 5/21/2023 7:30 | 0.0354 | Vertical |
| 5/22/2023 11:45 | 0.0695 | Vertical |
| 5/23/2023 1:15 | 0.0245 | Vertical |
| 5/24/2023 14:16 | 0.0338 | Vertical |
| 5/25/2023 17:31 | 0.0313 | Vertical |
| 5/26/2023 17:00 | 0.0248 | Vertical |
| 5/27/2023 10:30 | 0.0279 | Vertical |
| 5/28/2023 11:45 | 0.0317 | Vertical |
| 5/29/2023 0:45 | 0.0403 | Vertical |
| 5/30/2023 9:45 | 0.032 | Vertical |
| 5/31/2023 10:30 | 0.0459 | Transverse |
| 6/1/2023 2:15 | 0.0329 | Vertical |
| 6/2/2023 11:31 | 0.0407 | Transverse |
| 6/3/2023 6:45 | 0.0369 | Vertical |
| 6/4/2023 13:30 | 0.0335 | Vertical |
| 6/5/2023 6:45 | 0.0366 | Vertical |
| 6/6/2023 21:45 | 0.0317 | Vertical |
| 6/7/2023 18:16 | 0.0273 | Vertical |
| 6/8/2023 1:00 | 0.0317 | Vertical |
| 6/9/2023 23:47 | 0.0344 | Vertical |
| 6/10/2023 17:15 | 0.0344 | Vertical |
| 6/11/2023 10:45 | 0.0323 | Vertical |
| 6/12/2023 3:15 | 0.0307 | Vertical |
| 6/13/2023 15:00 | 0.0515 | Vertical |
| 6/14/2023 13:45 | 0.1384 | Vertical |
| 6/15/2023 9:45 | 0.0478 | Vertical |
| 6/16/2023 12:45 | 0.0313 | Vertical |
| 6/17/2023 11:00 | 0.0338 | Vertical |
| 6/18/2023 13:15 | 0.0307 | Vertical |
| 6/19/2023 9:45 | 0.0357 | Vertical |
| 6/20/2023 13:30 | 0.0313 | Vertical |
| 6/21/2023 16:15 | 0.0313 | Vertical |
| 6/22/2023 23:15 | 0.0289 | Vertical |
| 6/23/2023 13:30 | 0.0422 | Transverse |
| 6/24/2023 17:15 | 0.0313 | Vertical |
| 6/25/2023 7:30 | 0.0292 | Vertical |
| 6/26/2023 3:30 | 0.0382 | Vertical |
| 6/27/2023 13:30 | 0.0323 | Vertical |
| 6/28/2023 15:15 | 0.041 | Vertical |
| 6/29/2023 18:45 | 0.0251 | Vertical |

| 9172 Collins Vibration Monitor - Maximum Daily Values | | |
|---|-----------------------------------|---|
| Timestamp | Peak Particle Velocity (in./sec.) | Axis (Longitudinal/Transverse/Vertical) |
| 6/30/2023 14:15 | 0.0317 | Vertical |
| 7/1/2023 17:00 | 0.0292 | Vertical |
| 7/2/2023 11:45 | 0.0332 | Vertical |
| 7/3/2023 13:00 | 0.0562 | Vertical |
| 7/4/2023 19:00 | 0.031 | Vertical |
| 7/5/2023 8:30 | 0.1173 | Transverse |
| 7/6/2023 13:15 | 0.0344 | Vertical |
| 7/7/2023 14:31 | 0.0465 | Vertical |
| 7/8/2023 13:15 | 0.0329 | Vertical |
| 7/9/2023 11:15 | 0.031 | Vertical |
| 7/10/2023 9:30 | 0.0431 | Vertical |
| 7/11/2023 15:00 | 0.0341 | Vertical |
| 7/12/2023 12:45 | 0.0348 | Vertical |
| 7/13/2023 14:15 | 0.0413 | Vertical |
| 7/14/2023 15:30 | 0.0546 | Vertical |
| 7/15/2023 16:00 | 0.0304 | Vertical |
| 7/16/2023 12:00 | 0.0326 | Vertical |
| 7/17/2023 11:30 | 0.0605 | Vertical |
| 7/18/2023 14:45 | 0.0611 | Transverse |
| 7/19/2023 10:30 | 0.0748 | Vertical |
| 7/20/2023 23:00 | 0.0456 | Longitudinal |
| 7/21/2023 13:30 | 0.049 | Vertical |
| 7/22/2023 16:15 | 0.0292 | Vertical |
| 7/23/2023 19:45 | 0.0298 | Vertical |
| 7/24/2023 16:30 | 0.0543 | Vertical |
| 7/25/2023 9:30 | 0.0763 | Vertical |
| 7/26/2023 8:30 | 0.0906 | Longitudinal |
| 7/27/2023 13:30 | 0.0785 | Vertical |
| 7/28/2023 11:00 | 0.0661 | Vertical |
| 7/29/2023 13:00 | 0.0236 | Vertical |
| 7/30/2023 19:00 | 0.0282 | Vertical |
| 7/31/2023 22:00 | 0.0652 | Transverse |
| 8/1/2023 0:00 | 0.2321 | Longitudinal |
| 8/2/2023 8:30 | 0.0549 | Vertical |
| 8/3/2023 11:45 | 0.0664 | Vertical |
| 8/4/2023 10:30 | 0.05 | Vertical |
| 8/5/2023 4:30 | 0.0233 | Vertical |
| 8/6/2023 11:45 | 0.0258 | Vertical |
| 8/7/2023 10:45 | 0.0757 | Vertical |
| 8/8/2023 11:00 | 0.0779 | Transverse |
| 8/9/2023 16:15 | 0.0919 | Vertical |
| 8/10/2023 15:15 | 0.1098 | Vertical |
| 8/11/2023 12:45 | 0.1303 | Vertical |

| 9172 Collins Vibration Monitor - Maximum Daily Values | | |
|---|-----------------------------------|---|
| Timestamp | Peak Particle Velocity (in./sec.) | Axis (Longitudinal/Transverse/Vertical) |
| 8/12/2023 21:00 | 0.0251 | Vertical |
| 8/13/2023 22:15 | 0.0276 | Vertical |
| 8/14/2023 8:45 | 0.0652 | Vertical |
| 8/15/2023 11:15 | 0.0735 | Vertical |
| 8/16/2023 14:15 | 0.0946 | Vertical |
| 8/17/2023 10:30 | 0.0689 | Vertical |
| 8/18/2023 11:30 | 0.0977 | Vertical |
| 8/19/2023 4:15 | 0.0276 | Vertical |
| 8/20/2023 16:45 | 0.0391 | Vertical |
| 8/21/2023 12:45 | 0.0459 | Vertical |
| 8/22/2023 11:30 | 0.0528 | Longitudinal |
| 8/23/2023 0:00 | 0.023 | Vertical |
| 8/24/2023 16:30 | 0.0819 | Vertical |
| 8/25/2023 11:45 | 0.0627 | Vertical |
| 8/26/2023 9:15 | 0.0264 | Vertical |
| 8/27/2023 19:17 | 0.0273 | Vertical |
| 8/28/2023 9:45 | 0.0636 | Vertical |
| 8/29/2023 12:45 | 0.0639 | Vertical |
| 8/30/2023 10:30 | 0.0298 | Vertical |
| 8/31/2023 8:15 | 0.0354 | Vertical |
| 9/1/2023 12:30 | 0.0422 | Vertical |
| 9/2/2023 9:45 | 0.027 | Vertical |
| 9/3/2023 1:15 | 0.0245 | Vertical |
| 9/4/2023 11:45 | 0.0276 | Vertical |
| 9/5/2023 10:30 | 0.05 | Vertical |
| 9/6/2023 8:30 | 0.139 | Transverse |
| 9/7/2023 2:30 | 0.0236 | Vertical |
| 9/8/2023 16:15 | 0.0236 | Vertical |
| 9/9/2023 7:45 | 0.0233 | Vertical |
| 9/10/2023 5:15 | 0.0248 | Vertical |
| 9/11/2023 1:00 | 0.0307 | Vertical |
| 9/12/2023 13:45 | 0.0382 | Vertical |
| 9/13/2023 13:30 | 0.0338 | Longitudinal |
| 9/14/2023 10:45 | 0.0459 | Longitudinal |
| 9/15/2023 13:59 | 0.0428 | Vertical |
| 9/16/2023 12:45 | 0.0233 | Vertical |
| 9/17/2023 11:30 | 0.0242 | Vertical |
| 9/18/2023 1:00 | 0.027 | Vertical |
| 9/19/2023 20:45 | 0.0217 | Vertical |
| 9/20/2023 8:05 | 0.3472 | Longitudinal |
| 9/21/2023 13:58 | 0.1164 | Transverse |
| 9/22/2023 16:00 | 0.022 | Vertical |
| 9/23/2023 7:45 | 0.0264 | Vertical |

| 9172 Collins Vibration Monitor - Maximum Daily Values | | |
|---|-----------------------------------|---|
| Timestamp | Peak Particle Velocity (in./sec.) | Axis (Longitudinal/Transverse/Vertical) |
| 9/24/2023 22:00 | 0.0251 | Vertical |
| 9/25/2023 17:02 | 0.0279 | Vertical |
| 9/26/2023 10:45 | 0.0456 | Longitudinal |
| 9/27/2023 19:16 | 0.0267 | Vertical |
| 9/28/2023 18:16 | 0.0242 | Vertical |
| 9/29/2023 11:00 | 0.0326 | Longitudinal |
| 9/30/2023 13:15 | 0.0254 | Vertical |
| 10/1/2023 22:00 | 0.0298 | Vertical |
| 10/2/2023 1:45 | 0.0313 | Vertical |
| 10/3/2023 8:59 | 0.0807 | Transverse |
| 10/4/2023 11:57 | 0.1288 | Transverse |
| 10/5/2023 15:00 | 0.0317 | Transverse |
| 10/6/2023 0:00 | 0.027 | Vertical |
| 10/7/2023 7:30 | 0.0245 | Vertical |
| 10/8/2023 12:00 | 0.0289 | Vertical |
| 10/9/2023 8:30 | 0.0251 | Vertical |
| 10/10/2023 10:45 | 0.0248 | Longitudinal |
| 10/11/2023 10:45 | 0.0503 | Vertical |
| 10/12/2023 9:15 | 0.0403 | Vertical |
| 10/13/2023 0:46 | 0.0239 | Vertical |
| 10/14/2023 1:00 | 0.0416 | Transverse |
| 10/15/2023 7:30 | 0.0267 | Vertical |
| 10/16/2023 16:30 | 0.0285 | Longitudinal |
| 10/17/2023 6:45 | 0.0335 | Vertical |
| 10/18/2023 22:15 | 0.0245 | Longitudinal |
| 10/19/2023 1:45 | 0.059 | Vertical |
| 10/20/2023 13:00 | 0.0298 | Transverse |
| 10/21/2023 10:15 | 0.0264 | Vertical |
| 10/22/2023 1:59 | 0.0282 | Vertical |
| 10/23/2023 19:00 | 0.0261 | Vertical |
| 10/24/2023 12:40 | 0.0829 | Transverse |
| 10/25/2023 15:16 | 0.0267 | Longitudinal |
| 10/26/2023 16:30 | 0.0341 | Transverse |
| 10/27/2023 15:16 | 0.1064 | Transverse |
| 10/28/2023 16:45 | 0.0254 | Vertical |
| 10/29/2023 17:01 | 0.0273 | Vertical |
| 10/30/2023 12:45 | 0.1015 | Transverse |
| 10/31/2023 13:15 | 0.0428 | Transverse |
| 11/1/2023 16:30 | 0.0645 | Transverse |
| 11/2/2023 11:30 | 0.0369 | Longitudinal |
| 11/3/2023 9:45 | 0.0565 | Vertical |
| 11/4/2023 9:01 | 0.0258 | Vertical |
| 11/5/2023 8:45 | 0.0289 | Vertical |

| 9172 Collins Vibration Monitor - Maximum Daily Values | | |
|---|-----------------------------------|---|
| Timestamp | Peak Particle Velocity (in./sec.) | Axis (Longitudinal/Transverse/Vertical) |
| 11/6/2023 11:15 | 0.0366 | Vertical |
| 11/7/2023 7:15 | 0.0273 | Vertical |
| 11/8/2023 10:16 | 0.0285 | Vertical |
| 11/9/2023 12:46 | 0.0757 | Transverse |
| 11/10/2023 21:46 | 0.0282 | Vertical |
| 11/11/2023 8:59 | 0.0289 | Vertical |
| 11/12/2023 6:46 | 0.0239 | Vertical |
| 11/13/2023 13:45 | 0.0683 | Vertical |
| 11/14/2023 12:46 | 0.0295 | Longitudinal |
| 11/15/2023 2:59 | 0.0258 | Vertical |
| 11/16/2023 2:16 | 0.0233 | Vertical |
| 11/17/2023 7:46 | 0.0295 | Vertical |
| 11/18/2023 9:31 | 0.0273 | Vertical |
| 11/19/2023 22:59 | 0.0261 | Vertical |
| 11/20/2023 8:15 | 0.0403 | Transverse |
| 11/21/2023 17:30 | 0.0413 | Vertical |
| 11/22/2023 4:59 | 0.0292 | Vertical |
| 11/23/2023 14:59 | 0.0289 | Vertical |
| 11/24/2023 4:15 | 0.0307 | Vertical |
| 11/25/2023 12:15 | 0.0313 | Vertical |
| 11/26/2023 4:59 | 0.0258 | Vertical |
| 11/27/2023 6:31 | 0.0276 | Longitudinal |
| 11/28/2023 8:17 | 0.036 | Longitudinal |
| 11/29/2023 8:15 | 0.0453 | Vertical |
| 11/30/2023 10:32 | 0.0335 | Transverse |
| 12/1/2023 19:30 | 0.0518 | Transverse |
| 12/2/2023 11:30 | 0.0267 | Vertical |
| 12/3/2023 0:59 | 0.0254 | Vertical |
| 12/4/2023 12:46 | 0.0577 | Transverse |
| 12/5/2023 7:16 | 0.027 | Vertical |
| 12/6/2023 17:16 | 0.0273 | Vertical |
| 12/7/2023 16:01 | 0.0354 | Longitudinal |
| 12/8/2023 8:59 | 0.0397 | Vertical |
| 12/9/2023 10:46 | 0.0354 | Vertical |
| 12/10/2023 22:45 | 0.0295 | Longitudinal |
| 12/11/2023 11:16 | 0.0394 | Vertical |
| 12/12/2023 12:30 | 0.0853 | Transverse |
| 12/13/2023 10:46 | 0.0323 | Vertical |
| 12/14/2023 9:45 | 0.0403 | Longitudinal |
| 12/15/2023 22:59 | 0.0264 | Vertical |
| 12/16/2023 10:30 | 0.0264 | Longitudinal |
| 12/17/2023 17:30 | 0.0258 | Vertical |
| 12/18/2023 15:46 | 0.0276 | Transverse |

| 9172 Collins Vibration Monitor - Maximum Daily Values | | |
|---|-----------------------------------|---|
| Timestamp | Peak Particle Velocity (in./sec.) | Axis (Longitudinal/Transverse/Vertical) |
| 12/19/2023 9:45 | 0.04 | Longitudinal |
| 12/20/2023 9:46 | 0.0403 | Transverse |
| 12/21/2023 7:15 | 0.0273 | Vertical |
| 12/22/2023 8:30 | 0.04 | Vertical |
| 12/23/2023 10:00 | 0.0285 | Vertical |
| 12/24/2023 0:15 | 0.0304 | Vertical |
| 12/25/2023 10:01 | 0.027 | Longitudinal |
| 12/26/2023 21:15 | 0.0258 | Vertical |
| 12/27/2023 8:45 | 0.0745 | Vertical |
| 12/28/2023 23:15 | 0.0335 | Longitudinal |
| 12/29/2023 20:45 | 0.036 | Longitudinal |
| 12/30/2023 10:15 | 0.0298 | Vertical |
| 12/31/2023 9:46 | 0.0323 | Longitudinal |
| 1/1/2024 14:46 | 0.0292 | Longitudinal |
| 1/2/2024 10:59 | 0.0791 | Vertical |
| 1/3/2024 19:45 | 0.0292 | Vertical |
| 1/4/2024 10:15 | 0.0403 | Longitudinal |
| 1/5/2024 16:15 | 0.0317 | Vertical |
| 1/6/2024 10:59 | 0.0285 | Vertical |
| 1/7/2024 8:15 | 0.0285 | Vertical |
| 1/8/2024 12:16 | 0.0307 | Vertical |
| 1/9/2024 6:35 | 0.0763 | Transverse |
| 1/10/2024 2:00 | 0.0317 | Vertical |
| 1/11/2024 0:59 | 0.0251 | Vertical |
| 1/12/2024 5:15 | 0.0683 | Transverse |
| 1/13/2024 15:15 | 0.0289 | Vertical |
| 1/14/2024 0:16 | 0.0276 | Vertical |
| 1/15/2024 10:00 | 0.0341 | Vertical |
| 1/16/2024 22:45 | 0.0335 | Vertical |
| 1/17/2024 4:07 | 0.36 | Transverse |
| 1/18/2024 8:30 | 0.067 | Longitudinal |
| 1/19/2024 0:30 | 0.0323 | Vertical |
| 1/20/2024 13:15 | 0.031 | Longitudinal |
| 1/21/2024 20:15 | 0.0472 | Longitudinal |
| 1/22/2024 22:15 | 0.0782 | Longitudinal |
| 1/23/2024 12:15 | 0.1418 | Longitudinal |
| 1/24/2024 14:00 | 0.0801 | Longitudinal |
| 1/25/2024 6:30 | 0.0881 | Longitudinal |
| 1/26/2024 4:45 | 0.0655 | Longitudinal |
| 1/27/2024 0:15 | 0.0618 | Longitudinal |
| 1/28/2024 10:00 | 0.0565 | Longitudinal |
| 1/29/2024 21:45 | 0.0611 | Longitudinal |
| 1/30/2024 0:59 | 0.0614 | Longitudinal |

| 9172 Collins Vibration Monitor - Maximum Daily Values | | |
|---|-----------------------------------|---|
| Timestamp | Peak Particle Velocity (in./sec.) | Axis (Longitudinal/Transverse/Vertical) |
| 1/31/2024 11:15 | 0.059 | Longitudinal |
| 2/1/2024 19:45 | 0.0388 | Vertical |
| 2/2/2024 13:15 | 0.0813 | Vertical |
| 2/3/2024 8:15 | 0.0549 | Longitudinal |
| 2/4/2024 11:30 | 0.0568 | Longitudinal |
| 2/5/2024 8:45 | 0.081 | Longitudinal |
| 2/6/2024 8:15 | 0.0698 | Longitudinal |
| 2/7/2024 12:59 | 0.0776 | Longitudinal |
| 2/8/2024 8:45 | 0.0838 | Longitudinal |
| 2/9/2024 13:30 | 0.04 | Transverse |
| 2/10/2024 0:59 | 0.0279 | Vertical |
| 2/11/2024 12:45 | 0.0295 | Vertical |
| 2/12/2024 8:59 | 0.0534 | Transverse |
| 2/13/2024 10:59 | 0.0531 | Transverse |
| 2/14/2024 9:15 | 0.0658 | Longitudinal |
| 2/15/2024 11:16 | 0.0832 | Vertical |
| 2/16/2024 8:45 | 0.0593 | Longitudinal |
| 2/17/2024 8:45 | 0.0304 | Vertical |
| 2/18/2024 18:15 | 0.0276 | Vertical |
| 2/19/2024 6:00 | 0.032 | Longitudinal |
| 2/20/2024 16:00 | 0.0971 | Transverse |
| 2/21/2024 9:30 | 0.0568 | Transverse |
| 2/22/2024 12:16 | 0.04 | Transverse |
| 2/23/2024 14:00 | 0.0875 | Longitudinal |
| 2/24/2024 13:30 | 0.0655 | Longitudinal |
| 2/25/2024 13:45 | 0.0326 | Vertical |
| 2/26/2024 13:15 | 0.0382 | Transverse |
| 2/27/2024 8:30 | 0.0348 | Transverse |
| 2/28/2024 16:00 | 0.0571 | Longitudinal |
| 2/29/2024 2:46 | 0.0341 | Transverse |
| 3/1/2024 6:00 | 0.0292 | Vertical |
| 3/2/2024 13:45 | 0.0428 | Vertical |
| 3/3/2024 7:45 | 0.0326 | Vertical |
| 3/4/2024 22:15 | 0.0335 | Vertical |
| 3/5/2024 0:59 | 0.0419 | Vertical |
| 3/6/2024 0:16 | 0.0335 | Vertical |
| 3/7/2024 21:30 | 0.0261 | Vertical |
| 3/8/2024 16:17 | 0.0394 | Transverse |
| 3/9/2024 0:59 | 0.0298 | Longitudinal |
| 3/10/2024 0:59 | 0.0329 | Vertical |
| 3/11/2024 20:45 | 0.032 | Vertical |
| 3/12/2024 1:45 | 0.0304 | Vertical |
| 3/13/2024 4:15 | 0.0332 | Longitudinal |

| 9172 Collins Vibration Monitor - Maximum Daily Values | | |
|---|-----------------------------------|---|
| Timestamp | Peak Particle Velocity (in./sec.) | Axis (Longitudinal/Transverse/Vertical) |
| 3/14/2024 2:15 | 0.0363 | Vertical |
| 3/15/2024 9:15 | 0.0509 | Vertical |
| 3/16/2024 7:59 | 0.0301 | Vertical |
| 3/17/2024 9:15 | 0.0332 | Vertical |
| 3/18/2024 18:15 | 0.0369 | Vertical |
| 3/19/2024 0:30 | 0.032 | Vertical |
| 3/20/2024 21:15 | 0.0329 | Vertical |
| 3/21/2024 17:20 | 0.0298 | Vertical |
| 3/22/2024 17:15 | 0.0357 | Transverse |
| 3/23/2024 20:15 | 0.0317 | Vertical |
| 3/24/2024 9:45 | 0.0329 | Vertical |
| 3/25/2024 8:45 | 0.0974 | Transverse |
| 3/26/2024 7:45 | 0.0329 | Longitudinal |
| 3/27/2024 19:16 | 0.0317 | Vertical |
| 3/28/2024 1:59 | 0.0422 | Vertical |
| 3/29/2024 21:01 | 0.0326 | Vertical |
| 3/30/2024 15:59 | 0.1064 | Longitudinal |
| 3/31/2024 7:30 | 0.0341 | Vertical |
| 4/1/2024 7:30 | 0.0295 | Vertical |
| 4/2/2024 21:15 | 0.0341 | Longitudinal |
| 4/3/2024 4:15 | 0.032 | Vertical |
| 4/4/2024 1:45 | 0.0323 | Vertical |
| 4/5/2024 2:15 | 0.0329 | Vertical |
| 4/6/2024 15:47 | 0.0332 | Vertical |
| 4/7/2024 9:45 | 0.031 | Vertical |
| 4/8/2024 14:32 | 0.0484 | Longitudinal |
| 4/9/2024 19:30 | 0.0304 | Vertical |
| 4/10/2024 8:45 | 0.216 | Transverse |
| 4/11/2024 20:31 | 0.036 | Vertical |
| 4/12/2024 11:16 | 0.0295 | Vertical |
| 4/13/2024 12:30 | 0.0282 | Vertical |
| 4/14/2024 23:45 | 0.031 | Vertical |

| 9200 Collins Vibration Monitor - Maximum Daily Values | | |
|---|-----------------------------------|---|
| Timestamp | Peak Particle Velocity (in./sec.) | Axis (Longitudinal/Transverse/Vertical) |
| 3/16/2023 19:37 | 0.0127 | Vertical |
| 3/17/2023 7:15 | 0.013 | Vertical |
| 3/18/2023 10:00 | 0.013 | Vertical |
| 3/19/2023 15:15 | 0.0137 | Vertical |
| 3/20/2023 18:30 | 0.0133 | Vertical |
| 3/21/2023 15:45 | 0.0127 | Vertical |
| 3/22/2023 6:32 | 0.014 | Vertical |
| 3/23/2023 17:45 | 0.0127 | Vertical |
| 3/24/2023 19:30 | 0.013 | Vertical |
| 3/25/2023 15:17 | 0.0124 | Vertical |
| 3/26/2023 12:17 | 0.0143 | Vertical |
| 3/27/2023 21:17 | 0.0137 | Vertical |
| 3/28/2023 23:17 | 0.0233 | Transverse |
| 3/29/2023 1:02 | 0.0419 | Vertical |
| 3/30/2023 13:17 | 0.077 | Longitudinal |
| 3/31/2023 13:59 | 0.0168 | Vertical |
| 4/1/2023 18:00 | 0.0133 | Vertical |
| 4/2/2023 22:00 | 0.013 | Vertical |
| 4/3/2023 18:00 | 0.0137 | Vertical |
| 4/4/2023 0:00 | 0.0121 | Vertical |
| 4/5/2023 11:45 | 0.0177 | Vertical |
| 4/6/2023 8:45 | 0.0174 | Vertical |
| 4/7/2023 14:30 | 0.0708 | Longitudinal |
| 4/8/2023 16:31 | 0.0149 | Vertical |
| 4/9/2023 12:30 | 0.014 | Vertical |
| 4/10/2023 7:45 | 0.0127 | Vertical |
| 4/11/2023 13:45 | 0.0099 | Longitudinal |
| 4/12/2023 17:00 | 0.0934 | Transverse |
| 4/13/2023 14:30 | 0.013 | Vertical |
| 4/14/2023 13:46 | 0.0133 | Vertical |
| 4/15/2023 13:45 | 0.0137 | Vertical |
| 4/16/2023 21:30 | 0.0177 | Longitudinal |
| 4/17/2023 1:59 | 0.0118 | Vertical |
| 4/18/2023 9:30 | 0.0118 | Vertical |
| 4/19/2023 12:45 | 0.0419 | Transverse |
| 4/20/2023 0:45 | 0.0195 | Longitudinal |
| 4/21/2023 7:30 | 0.0189 | Vertical |
| 4/22/2023 20:45 | 0.0137 | Vertical |
| 4/23/2023 10:45 | 0.014 | Vertical |
| 4/24/2023 20:15 | 0.0146 | Vertical |
| 4/25/2023 18:30 | 0.013 | Vertical |
| 4/26/2023 17:15 | 0.0137 | Vertical |
| 4/27/2023 11:00 | 0.0146 | Vertical |

| 9200 Collins Vibration Monitor - Maximum Daily Values | | |
|---|-----------------------------------|---|
| Timestamp | Peak Particle Velocity (in./sec.) | Axis (Longitudinal/Transverse/Vertical) |
| 4/28/2023 12:45 | 0.1294 | Longitudinal |
| 4/29/2023 16:30 | 0.014 | Vertical |
| 4/30/2023 18:00 | 0.0143 | Vertical |
| 5/1/2023 19:00 | 0.0168 | Vertical |
| 5/2/2023 18:45 | 0.0127 | Vertical |
| 5/3/2023 7:15 | 0.0189 | Vertical |
| 5/4/2023 6:15 | 0.0161 | Vertical |
| 5/5/2023 14:15 | 0.049 | Vertical |
| 5/6/2023 7:30 | 0.013 | Vertical |
| 5/7/2023 11:00 | 0.0133 | Vertical |
| 5/8/2023 7:00 | 0.0171 | Vertical |
| 5/9/2023 18:16 | 0.0118 | Vertical |
| 5/10/2023 17:15 | 0.0146 | Vertical |
| 5/11/2023 18:15 | 0.0146 | Vertical |
| 5/12/2023 14:30 | 0.0298 | Transverse |
| 5/13/2023 0:15 | 0.0146 | Vertical |
| 5/14/2023 11:00 | 0.0155 | Vertical |
| 5/15/2023 23:00 | 0.0326 | Transverse |
| 5/16/2023 19:00 | 0.027 | Transverse |
| 5/17/2023 18:30 | 0.023 | Transverse |
| 5/18/2023 13:30 | 0.0475 | Transverse |
| 5/19/2023 12:15 | 0.0146 | Longitudinal |
| 5/20/2023 16:15 | 0.0127 | Vertical |
| 5/21/2023 7:30 | 0.0155 | Vertical |
| 5/22/2023 12:15 | 0.032 | Vertical |
| 5/23/2023 5:15 | 0.0118 | Vertical |
| 5/24/2023 9:15 | 0.0149 | Transverse |
| 5/25/2023 11:00 | 0.0155 | Transverse |
| 5/26/2023 17:45 | 0.0121 | Vertical |
| 5/27/2023 10:32 | 0.014 | Vertical |
| 5/28/2023 16:16 | 0.013 | Vertical |
| 5/29/2023 8:17 | 0.014 | Vertical |
| 5/30/2023 10:17 | 0.103 | Transverse |
| 5/31/2023 10:02 | 0.0155 | Transverse |
| 6/1/2023 15:00 | 0.0146 | Vertical |
| 6/2/2023 12:34 | 0.0645 | Vertical |
| 6/3/2023 5:15 | 0.0168 | Vertical |
| 6/4/2023 15:46 | 0.0143 | Vertical |
| 6/5/2023 19:01 | 0.0143 | Vertical |
| 6/6/2023 11:01 | 0.0164 | Vertical |
| 6/7/2023 18:30 | 0.013 | Vertical |
| 6/8/2023 17:31 | 0.0124 | Vertical |
| 6/9/2023 12:54 | 0.0686 | Vertical |

| 9200 Collins Vibration Monitor - Maximum Daily Values | | |
|---|-----------------------------------|---|
| Timestamp | Peak Particle Velocity (in./sec.) | Axis (Longitudinal/Transverse/Vertical) |
| 6/10/2023 17:16 | 0.0143 | Vertical |
| 6/11/2023 19:59 | 0.0143 | Vertical |
| 6/12/2023 6:16 | 0.0121 | Vertical |
| 6/13/2023 10:30 | 0.0289 | Vertical |
| 6/14/2023 13:59 | 0.0518 | Vertical |
| 6/15/2023 18:15 | 0.0189 | Vertical |
| 6/16/2023 13:59 | 0.0236 | Longitudinal |
| 6/17/2023 19:17 | 0.0161 | Vertical |
| 6/18/2023 13:17 | 0.0164 | Vertical |
| 6/19/2023 13:41 | 0.0472 | Vertical |
| 6/20/2023 13:15 | 0.0137 | Vertical |
| 6/21/2023 16:15 | 0.0149 | Vertical |
| 6/22/2023 18:15 | 0.0137 | Vertical |
| 6/23/2023 19:30 | 0.0124 | Vertical |
| 6/24/2023 13:15 | 0.0149 | Vertical |
| 6/25/2023 7:30 | 0.013 | Vertical |
| 6/26/2023 11:30 | 0.0168 | Transverse |
| 6/27/2023 15:15 | 0.0112 | Longitudinal |
| 6/28/2023 13:30 | 0.0146 | Vertical |
| 6/29/2023 16:45 | 0.0137 | Longitudinal |
| 6/30/2023 15:15 | 0.0366 | Longitudinal |
| 7/1/2023 10:30 | 0.0164 | Longitudinal |
| 7/2/2023 11:47 | 0.0149 | Vertical |
| 7/3/2023 12:52 | 0.0462 | Longitudinal |
| 7/4/2023 12:45 | 0.0161 | Transverse |
| 7/5/2023 18:46 | 0.0133 | Vertical |
| 7/6/2023 13:15 | 0.0143 | Transverse |
| 7/7/2023 13:30 | 0.0199 | Vertical |
| 7/8/2023 13:15 | 0.0149 | Vertical |
| 7/9/2023 21:15 | 0.0137 | Longitudinal |
| 7/10/2023 12:00 | 0.022 | Transverse |
| 7/11/2023 14:45 | 0.0137 | Transverse |
| 7/12/2023 13:00 | 0.0673 | Transverse |
| 7/13/2023 15:46 | 0.014 | Transverse |
| 7/14/2023 15:20 | 0.0838 | Longitudinal |
| 7/15/2023 11:30 | 0.0164 | Transverse |
| 7/16/2023 8:00 | 0.0146 | Vertical |
| 7/17/2023 11:30 | 0.0186 | Transverse |
| 7/18/2023 11:00 | 0.018 | Vertical |
| 7/19/2023 14:44 | 0.0562 | Vertical |
| 7/20/2023 4:45 | 0.0133 | Vertical |
| 7/21/2023 6:45 | 0.013 | Vertical |
| 7/22/2023 16:15 | 0.0115 | Vertical |

| 9200 Collins Vibration Monitor - Maximum Daily Values | | |
|---|-----------------------------------|---|
| Timestamp | Peak Particle Velocity (in./sec.) | Axis (Longitudinal/Transverse/Vertical) |
| 7/23/2023 20:15 | 0.0161 | Transverse |
| 7/24/2023 13:30 | 0.0189 | Transverse |
| 7/25/2023 9:30 | 0.0245 | Vertical |
| 7/26/2023 10:30 | 0.022 | Transverse |
| 7/27/2023 14:45 | 0.022 | Vertical |
| 7/28/2023 9:45 | 0.0186 | Transverse |
| 7/29/2023 13:30 | 0.0143 | Vertical |
| 7/30/2023 19:59 | 0.0152 | Longitudinal |
| 7/31/2023 16:15 | 0.0205 | Vertical |
| 8/1/2023 1:00 | 0.0332 | Longitudinal |
| 8/2/2023 17:23 | 0.0503 | Vertical |
| 8/3/2023 11:34 | 0.0438 | Transverse |
| 8/4/2023 10:15 | 0.0223 | Vertical |
| 8/5/2023 13:30 | 0.0158 | Transverse |
| 8/6/2023 20:30 | 0.013 | Longitudinal |
| 8/7/2023 14:15 | 0.0447 | Vertical |
| 8/8/2023 11:00 | 0.0329 | Vertical |
| 8/9/2023 16:00 | 0.0332 | Vertical |
| 8/10/2023 9:30 | 0.0456 | Vertical |
| 8/11/2023 12:45 | 0.0478 | Vertical |
| 8/12/2023 18:15 | 0.0161 | Longitudinal |
| 8/13/2023 22:15 | 0.0121 | Vertical |
| 8/14/2023 13:17 | 0.0282 | Vertical |
| 8/15/2023 11:17 | 0.0394 | Vertical |
| 8/16/2023 9:32 | 0.0413 | Vertical |
| 8/17/2023 12:39 | 0.0946 | Vertical |
| 8/18/2023 11:15 | 0.0298 | Vertical |
| 8/19/2023 4:15 | 0.0149 | Vertical |
| 8/20/2023 16:45 | 0.0192 | Vertical |
| 8/21/2023 12:30 | 0.0251 | Vertical |
| 8/22/2023 12:00 | 0.0168 | Vertical |
| 8/23/2023 18:30 | 0.0112 | Vertical |
| 8/24/2023 16:38 | 0.0673 | Vertical |
| 8/25/2023 12:45 | 0.0276 | Vertical |
| 8/26/2023 12:45 | 0.0118 | Vertical |
| 8/27/2023 21:15 | 0.0127 | Transverse |
| 8/28/2023 8:31 | 0.0369 | Vertical |
| 8/29/2023 15:00 | 0.0301 | Vertical |
| 8/30/2023 12:30 | 0.0133 | Vertical |
| 8/31/2023 8:15 | 0.0199 | Vertical |
| 9/1/2023 12:30 | 0.0149 | Vertical |
| 9/2/2023 12:15 | 0.0183 | Vertical |
| 9/3/2023 13:59 | 0.014 | Vertical |

| 9200 Collins Vibration Monitor - Maximum Daily Values | | |
|---|-----------------------------------|---|
| Timestamp | Peak Particle Velocity (in./sec.) | Axis (Longitudinal/Transverse/Vertical) |
| 9/4/2023 15:15 | 0.0121 | Vertical |
| 9/5/2023 11:15 | 0.0413 | Longitudinal |
| 9/6/2023 18:18 | 0.157 | Transverse |
| 9/7/2023 18:00 | 0.0124 | Vertical |
| 9/8/2023 18:30 | 0.0118 | Vertical |
| 9/9/2023 1:00 | 0.014 | Vertical |
| 9/10/2023 5:15 | 0.0127 | Vertical |
| 9/11/2023 17:15 | 0.0112 | Vertical |
| 9/12/2023 13:59 | 0.0351 | Vertical |
| 9/13/2023 18:00 | 0.0124 | Vertical |
| 9/14/2023 5:00 | 0.0118 | Vertical |
| 9/15/2023 13:26 | 0.1195 | Transverse |
| 9/16/2023 19:30 | 0.0223 | Vertical |
| 9/17/2023 11:00 | 0.0124 | Longitudinal |
| 9/18/2023 17:00 | 0.0124 | Transverse |
| 9/19/2023 21:45 | 0.0112 | Transverse |
| 9/20/2023 18:30 | 0.0096 | Vertical |
| 9/21/2023 14:03 | 0.0559 | Longitudinal |
| 9/22/2023 17:45 | 0.0102 | Vertical |
| 9/23/2023 13:30 | 0.0106 | Longitudinal |
| 9/24/2023 22:45 | 0.0115 | Longitudinal |
| 9/25/2023 11:00 | 0.0121 | Longitudinal |
| 9/26/2023 23:45 | 0.0099 | Vertical |
| 9/27/2023 8:59 | 0.014 | Vertical |
| 9/28/2023 13:49 | 0.0723 | Transverse |
| 9/29/2023 17:15 | 0.0115 | Transverse |
| 9/30/2023 10:15 | 0.0133 | Vertical |
| 10/1/2023 14:30 | 0.0121 | Vertical |
| 10/2/2023 13:15 | 0.0279 | Transverse |
| 10/3/2023 13:00 | 0.0431 | Longitudinal |
| 10/4/2023 12:39 | 0.0735 | Transverse |
| 10/5/2023 12:37 | 0.0555 | Vertical |
| 10/6/2023 17:16 | 0.013 | Transverse |
| 10/7/2023 17:46 | 0.0121 | Vertical |
| 10/8/2023 12:31 | 0.0118 | Vertical |
| 10/9/2023 8:00 | 0.0112 | Vertical |
| 10/10/2023 22:00 | 0.0112 | Vertical |
| 10/11/2023 17:30 | 0.0248 | Vertical |
| 10/12/2023 14:49 | 0.0521 | Vertical |
| 10/13/2023 8:16 | 0.0127 | Vertical |
| 10/14/2023 17:30 | 0.0115 | Vertical |
| 10/15/2023 16:01 | 0.0133 | Transverse |
| 10/16/2023 17:45 | 0.0428 | Longitudinal |

| 9200 Collins Vibration Monitor - Maximum Daily Values | | |
|---|-----------------------------------|---|
| Timestamp | Peak Particle Velocity (in./sec.) | Axis (Longitudinal/Transverse/Vertical) |
| 10/17/2023 18:15 | 0.0276 | Vertical |
| 10/18/2023 19:30 | 0.0118 | Vertical |
| 10/19/2023 1:45 | 0.0258 | Vertical |
| 10/20/2023 7:30 | 0.0121 | Vertical |
| 10/21/2023 16:30 | 0.0115 | Vertical |
| 10/22/2023 17:15 | 0.0115 | Vertical |
| 10/23/2023 3:00 | 0.0158 | Vertical |
| 10/24/2023 12:33 | 0.0546 | Vertical |
| 10/25/2023 12:30 | 0.0152 | Vertical |
| 10/26/2023 6:30 | 0.0115 | Vertical |
| 10/27/2023 15:15 | 0.0152 | Vertical |
| 10/28/2023 19:16 | 0.0106 | Vertical |
| 10/29/2023 11:30 | 0.0118 | Vertical |
| 10/30/2023 12:45 | 0.0115 | Transverse |
| 10/31/2023 11:15 | 0.0164 | Transverse |
| 11/1/2023 9:11 | 0.0565 | Vertical |
| 11/2/2023 13:45 | 0.014 | Vertical |
| 11/3/2023 12:31 | 0.018 | Vertical |
| 11/4/2023 14:30 | 0.0112 | Vertical |
| 11/5/2023 15:45 | 0.0121 | Vertical |
| 11/6/2023 5:30 | 0.013 | Vertical |
| 11/7/2023 8:59 | 0.0261 | Longitudinal |
| 11/8/2023 8:45 | 0.0121 | Transverse |
| 11/9/2023 10:15 | 0.0375 | Transverse |
| 11/10/2023 13:35 | 0.0562 | Longitudinal |
| 11/11/2023 13:15 | 0.0124 | Vertical |
| 11/12/2023 12:59 | 0.0112 | Vertical |
| 11/13/2023 16:15 | 0.0109 | Vertical |
| 11/14/2023 12:01 | 0.0118 | Longitudinal |
| 11/15/2023 20:01 | 0.0143 | Transverse |
| 11/16/2023 3:30 | 0.0214 | Transverse |
| 11/17/2023 6:45 | 0.0106 | Vertical |
| 11/18/2023 21:15 | 0.0133 | Longitudinal |
| 11/19/2023 17:30 | 0.0109 | Vertical |
| 11/20/2023 12:31 | 0.014 | Vertical |
| 11/21/2023 17:30 | 0.0233 | Vertical |
| 11/22/2023 7:31 | 0.0106 | Vertical |
| 11/23/2023 10:59 | 0.0236 | Vertical |
| 11/24/2023 15:15 | 0.0106 | Vertical |
| 11/25/2023 14:30 | 0.0106 | Vertical |
| 11/26/2023 4:59 | 0.013 | Vertical |
| 11/27/2023 6:30 | 0.0102 | Vertical |
| 11/28/2023 12:59 | 0.0245 | Longitudinal |

| 9200 Collins Vibration Monitor - Maximum Daily Values | | |
|---|-----------------------------------|---|
| Timestamp | Peak Particle Velocity (in./sec.) | Axis (Longitudinal/Transverse/Vertical) |
| 11/29/2023 16:45 | 0.0195 | Vertical |
| 11/30/2023 22:59 | 0.0109 | Vertical |
| 12/1/2023 7:15 | 0.0112 | Vertical |
| 12/2/2023 12:00 | 0.0605 | Longitudinal |
| 12/3/2023 9:45 | 0.0673 | Longitudinal |
| 12/4/2023 13:30 | 0.0735 | Vertical |
| 12/5/2023 18:45 | 0.0717 | Longitudinal |
| 12/6/2023 20:31 | 0.0943 | Vertical |
| 12/7/2023 15:16 | 0.1095 | Vertical |
| 12/8/2023 6:15 | 0.0254 | Vertical |
| 12/9/2023 12:00 | 0.0137 | Vertical |
| 12/10/2023 9:30 | 0.1353 | Vertical |
| 12/11/2023 14:03 | 0.7125 | Vertical |
| 12/12/2023 8:30 | 0.0233 | Transverse |
| 12/13/2023 11:15 | 0.0503 | Transverse |
| 12/14/2023 14:16 | 0.0264 | Longitudinal |
| 12/15/2023 13:16 | 0.0863 | Transverse |
| 12/16/2023 15:15 | 0.0413 | Transverse |
| 12/17/2023 5:30 | 0.0717 | Transverse |
| 12/18/2023 4:45 | 0.0391 | Longitudinal |
| 12/19/2023 16:45 | 0.0465 | Transverse |
| 12/20/2023 15:15 | 0.0422 | Longitudinal |
| 12/21/2023 18:30 | 0.0273 | Longitudinal |
| 12/22/2023 6:16 | 0.0422 | Transverse |
| 12/23/2023 13:45 | 0.0453 | Longitudinal |
| 12/24/2023 22:45 | 0.023 | Transverse |
| 12/25/2023 23:30 | 0.0298 | Transverse |
| 12/26/2023 20:00 | 0.0493 | Transverse |
| 12/27/2023 5:15 | 0.0695 | Transverse |
| 12/28/2023 18:30 | 0.0546 | Transverse |
| 12/29/2023 16:15 | 0.0326 | Transverse |
| 12/30/2023 12:16 | 0.0459 | Transverse |
| 12/31/2023 13:45 | 0.0208 | Longitudinal |
| 1/1/2024 0:45 | 0.0413 | Longitudinal |
| 1/2/2024 10:32 | 0.0313 | Longitudinal |
| 1/3/2024 16:16 | 0.0273 | Longitudinal |
| 1/4/2024 10:00 | 0.0599 | Longitudinal |
| 1/5/2024 14:05 | 10.0003 | Vertical |
| 1/6/2024 15:30 | 0.0155 | Longitudinal |
| 1/7/2024 8:16 | 0.0124 | Vertical |
| 1/8/2024 10:00 | 0.0195 | Longitudinal |
| 1/9/2024 15:15 | 0.0202 | Transverse |
| 1/10/2024 20:45 | 0.0118 | Vertical |

| 9200 Collins Vibration Monitor - Maximum Daily Values | | |
|---|-----------------------------------|---|
| Timestamp | Peak Particle Velocity (in./sec.) | Axis (Longitudinal/Transverse/Vertical) |
| 1/11/2024 10:00 | 0.0236 | Longitudinal |
| 1/12/2024 4:15 | 0.0137 | Vertical |
| 1/13/2024 13:15 | 0.0158 | Longitudinal |
| 1/14/2024 15:45 | 0.0152 | Longitudinal |
| 1/15/2024 11:31 | 0.014 | Vertical |
| 1/16/2024 17:30 | 0.0174 | Longitudinal |
| 1/17/2024 17:30 | 0.018 | Longitudinal |
| 1/18/2024 15:46 | 0.0254 | Transverse |
| 1/19/2024 10:15 | 0.0844 | Longitudinal |
| 1/20/2024 18:30 | 0.0462 | Vertical |
| 1/21/2024 11:15 | 0.0149 | Vertical |
| 1/22/2024 10:45 | 0.0158 | Transverse |
| 1/23/2024 11:32 | 0.0199 | Vertical |
| 1/24/2024 15:30 | 0.018 | Vertical |
| 1/25/2024 16:32 | 0.018 | Vertical |
| 1/26/2024 12:17 | 0.1378 | Longitudinal |
| 1/27/2024 10:47 | 0.0164 | Longitudinal |
| 1/28/2024 17:16 | 0.0171 | Longitudinal |
| 1/29/2024 6:05 | 0.0633 | Longitudinal |
| 1/30/2024 14:17 | 0.0195 | Vertical |
| 1/31/2024 14:32 | 0.0195 | Longitudinal |
| 2/1/2024 8:17 | 0.0217 | Transverse |
| 2/2/2024 6:52 | 0.0223 | Longitudinal |
| 2/3/2024 12:15 | 0.0242 | Vertical |
| 2/4/2024 15:15 | 0.0245 | Longitudinal |
| 2/5/2024 21:30 | 0.0273 | Longitudinal |
| 2/6/2024 7:30 | 0.0586 | Transverse |
| 2/7/2024 10:02 | 0.0289 | Transverse |
| 2/8/2024 9:30 | 0.0199 | Vertical |
| 2/9/2024 16:15 | 0.0158 | Vertical |
| 2/10/2024 8:59 | 0.0227 | Vertical |
| 2/11/2024 12:45 | 0.0195 | Vertical |
| 2/12/2024 6:59 | 0.0199 | Vertical |
| 2/13/2024 18:30 | 0.0223 | Longitudinal |
| 2/14/2024 4:59 | 0.0524 | Transverse |
| 2/15/2024 5:30 | 0.0282 | Longitudinal |
| 2/16/2024 6:30 | 0.0236 | Vertical |
| 2/17/2024 10:45 | 0.0438 | Transverse |
| 2/18/2024 12:15 | 0.0189 | Vertical |
| 2/19/2024 11:50 | 0.036 | Transverse |
| 2/20/2024 12:30 | 0.076 | Transverse |
| 2/21/2024 8:45 | 0.0195 | Vertical |
| 2/22/2024 4:30 | 0.0183 | Vertical |

| 9200 Collins Vibration Monitor - Maximum Daily Values | | |
|---|-----------------------------------|---|
| Timestamp | Peak Particle Velocity (in./sec.) | Axis (Longitudinal/Transverse/Vertical) |
| 2/23/2024 6:30 | 0.0211 | Vertical |
| 2/24/2024 11:30 | 0.0205 | Vertical |
| 2/25/2024 0:59 | 0.0202 | Vertical |
| 2/26/2024 18:45 | 0.0239 | Longitudinal |
| 2/27/2024 0:45 | 0.0195 | Longitudinal |
| 2/28/2024 7:30 | 0.0208 | Vertical |
| 2/29/2024 18:45 | 0.0236 | Longitudinal |
| 3/1/2024 4:59 | 0.0199 | Vertical |
| 3/2/2024 1:15 | 0.0205 | Vertical |
| 3/3/2024 0:45 | 0.0199 | Vertical |
| 3/4/2024 19:15 | 0.0202 | Vertical |
| 3/5/2024 20:15 | 0.022 | Vertical |
| 3/6/2024 12:30 | 0.023 | Longitudinal |
| 3/7/2024 5:15 | 0.0174 | Vertical |
| 3/8/2024 20:59 | 0.0164 | Vertical |
| 3/9/2024 16:01 | 0.0205 | Vertical |
| 3/10/2024 19:15 | 0.0186 | Vertical |
| 3/11/2024 5:32 | 0.0354 | Longitudinal |
| 3/12/2024 1:45 | 0.0199 | Vertical |
| 3/13/2024 1:59 | 0.0195 | Vertical |
| 3/14/2024 2:15 | 0.023 | Vertical |
| 3/15/2024 19:15 | 0.0168 | Vertical |
| 3/16/2024 8:30 | 0.0208 | Vertical |
| 3/17/2024 13:30 | 0.0211 | Vertical |
| 3/18/2024 7:45 | 0.0205 | Vertical |
| 3/19/2024 8:30 | 0.0227 | Transverse |
| 3/20/2024 8:30 | 0.0233 | Transverse |
| 3/21/2024 18:15 | 0.0419 | Longitudinal |
| 3/22/2024 12:30 | 0.0344 | Transverse |
| 3/23/2024 0:30 | 0.0227 | Vertical |
| 3/24/2024 11:32 | 0.0211 | Vertical |
| 3/25/2024 4:53 | 0.0217 | Transverse |
| 3/26/2024 13:47 | 0.0242 | Longitudinal |
| 3/27/2024 19:17 | 0.0211 | Vertical |
| 3/28/2024 13:00 | 0.0323 | Longitudinal |
| 3/29/2024 1:30 | 0.0227 | Vertical |
| 3/30/2024 16:30 | 0.0248 | Vertical |
| 3/31/2024 7:30 | 0.0236 | Vertical |
| 4/1/2024 5:00 | 0.0189 | Vertical |
| 4/2/2024 21:16 | 0.0245 | Longitudinal |
| 4/3/2024 22:45 | 0.0223 | Transverse |
| 4/4/2024 23:15 | 0.0174 | Vertical |
| 4/5/2024 4:15 | 0.0183 | Vertical |

| 9200 Collins Vibration Monitor - Maximum Daily Values | | |
|---|-----------------------------------|---|
| Timestamp | Peak Particle Velocity (in./sec.) | Axis (Longitudinal/Transverse/Vertical) |
| 4/6/2024 10:30 | 0.0261 | Longitudinal |
| 4/7/2024 12:47 | 0.0205 | Vertical |
| 4/8/2024 14:30 | 0.0199 | Vertical |
| 4/9/2024 19:30 | 0.0199 | Vertical |
| 4/10/2024 22:45 | 0.0245 | Transverse |
| 4/11/2024 12:30 | 0.0797 | Transverse |
| 4/12/2024 7:00 | 0.0199 | Vertical |
| 4/13/2024 11:59 | 0.0177 | Longitudinal |
| 4/14/2024 23:45 | 0.0189 | Vertical |

| 9201 Collins Vibration Monitor - Maximum Daily Values | | |
|---|-----------------------------------|---|
| Timestamp | Peak Particle Velocity (in./sec.) | Axis (Longitudinal/Transverse/Vertical) |
| 2/21/2023 10:15 | 0.0171 | Longitudinal |
| 2/22/2023 6:45 | 0.0074 | Longitudinal |
| 2/23/2023 4:45 | 0.0059 | Longitudinal |
| 2/24/2023 11:00 | 0.0071 | Longitudinal |
| 2/25/2023 13:46 | 0.0084 | Longitudinal |
| 2/26/2023 8:15 | 0.0189 | Longitudinal |
| 2/27/2023 10:30 | 0.0164 | Transverse |
| 2/28/2023 3:15 | 0.013 | Transverse |
| 3/1/2023 7:46 | 0.0127 | Transverse |
| 3/2/2023 9:30 | 0.0155 | Transverse |
| 3/3/2023 4:00 | 0.0251 | Transverse |
| 3/4/2023 8:15 | 0.0071 | Vertical |
| 3/5/2023 13:46 | 0.0307 | Longitudinal |
| 3/6/2023 12:23 | 0.0168 | Transverse |
| 3/7/2023 15:30 | 0.0112 | Transverse |
| 3/8/2023 12:00 | 0.0099 | Transverse |
| 3/9/2023 15:00 | 0.0372 | Longitudinal |
| 3/10/2023 23:00 | 0.0183 | Longitudinal |
| 3/11/2023 15:45 | 0.0155 | Longitudinal |
| 3/12/2023 11:30 | 0.0115 | Longitudinal |
| 3/13/2023 17:15 | 0.0053 | Vertical |
| 3/14/2023 14:45 | 0.0053 | Vertical |
| 3/15/2023 12:30 | 0.0115 | Longitudinal |
| 3/16/2023 16:30 | 0.0065 | Vertical |
| 3/17/2023 10:30 | 0.009 | Vertical |
| 3/18/2023 18:00 | 0.0065 | Longitudinal |
| 3/19/2023 11:45 | 0.0043 | Longitudinal |
| 3/20/2023 14:15 | 0.0254 | Longitudinal |
| 3/21/2023 23:30 | 0.0254 | Vertical |
| 3/22/2023 12:15 | 0.009 | Longitudinal |
| 3/23/2023 11:15 | 0.0459 | Vertical |
| 3/24/2023 7:45 | 0.0109 | Vertical |
| 3/25/2023 15:45 | 0.0084 | Longitudinal |
| 3/26/2023 12:45 | 0.0469 | Longitudinal |
| 3/27/2023 12:15 | 0.0106 | Vertical |
| 3/28/2023 12:00 | 0.0208 | Longitudinal |
| 3/29/2023 11:15 | 0.0248 | Vertical |
| 3/30/2023 14:15 | 0.2318 | Longitudinal |
| 3/31/2023 12:45 | 0.0096 | Longitudinal |
| 4/1/2023 18:15 | 0.0279 | Vertical |
| 4/2/2023 18:45 | 0.0102 | Vertical |
| 4/3/2023 11:30 | 0.0074 | Longitudinal |
| 4/4/2023 19:59 | 0.0106 | Vertical |

| 9201 Collins Vibration Monitor - Maximum Daily Values | | |
|---|-----------------------------------|---|
| Timestamp | Peak Particle Velocity (in./sec.) | Axis (Longitudinal/Transverse/Vertical) |
| 4/5/2023 9:15 | 0.0071 | Transverse |
| 4/6/2023 12:00 | 0.0109 | Transverse |
| 4/7/2023 19:30 | 0.0208 | Longitudinal |
| 4/8/2023 18:00 | 0.0053 | Longitudinal |
| 4/9/2023 17:45 | 0.0081 | Longitudinal |
| 4/10/2023 15:45 | 0.0043 | Transverse |
| 4/11/2023 12:30 | 0.009 | Longitudinal |
| 4/12/2023 12:01 | 0.0987 | Vertical |
| 4/13/2023 11:45 | 0.0068 | Vertical |
| 4/14/2023 8:59 | 0.0239 | Longitudinal |
| 4/15/2023 15:45 | 0.0174 | Longitudinal |
| 4/16/2023 13:00 | 0.0102 | Vertical |
| 4/17/2023 10:30 | 0.0078 | Longitudinal |
| 4/18/2023 11:30 | 0.0093 | Longitudinal |
| 4/19/2023 13:15 | 0.1089 | Longitudinal |
| 4/20/2023 11:30 | 0.0074 | Transverse |
| 4/21/2023 4:15 | 0.0109 | Vertical |
| 4/22/2023 9:30 | 0.0106 | Longitudinal |
| 4/23/2023 5:30 | 0.0099 | Vertical |
| 4/24/2023 19:45 | 0.0068 | Longitudinal |
| 4/25/2023 10:30 | 0.0062 | Longitudinal |
| 4/26/2023 10:30 | 0.0385 | Vertical |
| 4/27/2023 11:30 | 0.0047 | Transverse |
| 4/28/2023 12:45 | 0.2337 | Transverse |
| 4/29/2023 18:00 | 0.0348 | Longitudinal |
| 4/30/2023 19:59 | 0.0115 | Vertical |
| 5/1/2023 13:45 | 0.0149 | Transverse |
| 5/2/2023 10:00 | 0.0195 | Longitudinal |
| 5/3/2023 18:02 | 0.0124 | Longitudinal |
| 5/4/2023 10:15 | 0.0065 | Vertical |
| 5/5/2023 15:16 | 0.0434 | Longitudinal |
| 5/6/2023 18:45 | 0.0211 | Vertical |
| 5/7/2023 15:15 | 0.041 | Vertical |
| 5/8/2023 12:30 | 0.0298 | Longitudinal |
| 5/9/2023 18:15 | 0.0037 | Transverse |
| 5/10/2023 18:01 | 0.0177 | Longitudinal |
| 5/11/2023 10:15 | 0.009 | Transverse |
| 5/12/2023 12:00 | 0.0189 | Transverse |
| 5/13/2023 15:45 | 0.0059 | Vertical |
| 5/14/2023 11:30 | 0.0205 | Longitudinal |
| 5/15/2023 9:45 | 0.0267 | Transverse |
| 5/16/2023 8:30 | 0.0047 | Transverse |
| 5/17/2023 22:00 | 0.0071 | Vertical |

| 9201 Collins Vibration Monitor - Maximum Daily Values | | |
|---|-----------------------------------|---|
| Timestamp | Peak Particle Velocity (in./sec.) | Axis (Longitudinal/Transverse/Vertical) |
| 5/18/2023 11:30 | 0.005 | Transverse |
| 5/19/2023 14:15 | 0.0264 | Transverse |
| 5/20/2023 15:30 | 0.0053 | Transverse |
| 5/21/2023 15:00 | 0.0062 | Transverse |
| 5/22/2023 12:15 | 0.0106 | Transverse |
| 5/23/2023 11:45 | 0.0087 | Transverse |
| 5/24/2023 10:15 | 0.0099 | Transverse |
| 5/25/2023 8:59 | 0.0146 | Transverse |
| 5/26/2023 14:45 | 0.0127 | Vertical |
| 5/27/2023 19:30 | 0.0084 | Longitudinal |
| 5/28/2023 20:30 | 0.0146 | Longitudinal |
| 5/29/2023 19:00 | 0.0068 | Transverse |
| 5/30/2023 17:15 | 0.014 | Transverse |
| 5/31/2023 12:00 | 0.023 | Transverse |
| 6/1/2023 8:59 | 0.0146 | Transverse |
| 6/2/2023 13:00 | 0.0757 | Longitudinal |
| 6/3/2023 23:15 | 0.0124 | Vertical |
| 6/4/2023 16:31 | 0.0164 | Transverse |
| 6/5/2023 9:30 | 0.0127 | Transverse |
| 6/6/2023 20:45 | 0.0158 | Longitudinal |
| 6/7/2023 11:15 | 0.0487 | Longitudinal |
| 6/8/2023 16:45 | 0.022 | Vertical |
| 6/9/2023 13:08 | 0.045 | Longitudinal |
| 6/10/2023 13:30 | 0.0112 | Longitudinal |
| 6/11/2023 16:01 | 0.0183 | Longitudinal |
| 6/12/2023 10:45 | 0.0115 | Transverse |
| 6/13/2023 9:30 | 0.0171 | Transverse |
| 6/14/2023 11:45 | 0.0416 | Longitudinal |
| 6/15/2023 13:59 | 0.0071 | Transverse |
| 6/16/2023 10:30 | 0.0137 | Vertical |
| 6/17/2023 13:45 | 0.009 | Vertical |
| 6/18/2023 13:15 | 0.0047 | Transverse |
| 6/19/2023 15:01 | 0.0062 | Longitudinal |
| 6/20/2023 13:15 | 0.0149 | Transverse |
| 6/21/2023 12:01 | 0.0186 | Longitudinal |
| 6/22/2023 10:45 | 0.0264 | Longitudinal |
| 6/23/2023 15:46 | 0.0645 | Transverse |
| 6/24/2023 19:31 | 0.0081 | Longitudinal |
| 6/25/2023 13:00 | 0.0056 | Vertical |
| 6/26/2023 11:30 | 0.0143 | Transverse |
| 6/27/2023 13:30 | 0.0189 | Transverse |
| 6/28/2023 16:30 | 0.0171 | Transverse |
| 6/29/2023 12:30 | 0.0158 | Transverse |

| 9201 Collins Vibration Monitor - Maximum Daily Values | | |
|---|-----------------------------------|---|
| Timestamp | Peak Particle Velocity (in./sec.) | Axis (Longitudinal/Transverse/Vertical) |
| 6/30/2023 14:15 | 0.0177 | Transverse |
| 7/1/2023 16:01 | 0.0059 | Longitudinal |
| 7/2/2023 14:30 | 0.0078 | Longitudinal |
| 7/3/2023 13:15 | 0.0245 | Longitudinal |
| 7/4/2023 21:31 | 0.0174 | Vertical |
| 7/5/2023 13:30 | 0.0189 | Transverse |
| 7/6/2023 11:58 | 0.324 | Transverse |
| 7/7/2023 7:30 | 0.0357 | Longitudinal |
| 7/8/2023 18:15 | 0.0099 | Longitudinal |
| 7/9/2023 18:01 | 0.0096 | Longitudinal |
| 7/10/2023 8:59 | 0.0242 | Transverse |
| 7/11/2023 7:30 | 0.0174 | Longitudinal |
| 7/12/2023 12:45 | 0.0118 | Transverse |
| 7/13/2023 10:45 | 0.0295 | Longitudinal |
| 7/14/2023 15:32 | 0.018 | Transverse |
| 7/15/2023 0:16 | 0.0074 | Vertical |
| 7/16/2023 21:00 | 0.0124 | Longitudinal |
| 7/17/2023 11:15 | 0.0223 | Vertical |
| 7/18/2023 12:45 | 0.0177 | Transverse |
| 7/19/2023 16:01 | 0.0208 | Transverse |
| 7/20/2023 13:59 | 0.0161 | Longitudinal |
| 7/21/2023 13:30 | 0.0152 | Transverse |
| 7/22/2023 18:00 | 0.0093 | Longitudinal |
| 7/23/2023 19:59 | 0.0099 | Longitudinal |
| 7/24/2023 9:15 | 0.0261 | Transverse |
| 7/25/2023 8:00 | 0.0155 | Longitudinal |
| 7/26/2023 13:59 | 0.0295 | Transverse |
| 7/27/2023 13:30 | 0.0332 | Transverse |
| 7/28/2023 12:30 | 0.0195 | Transverse |
| 7/29/2023 12:45 | 0.0121 | Transverse |
| 7/30/2023 15:15 | 0.0118 | Longitudinal |
| 7/31/2023 17:15 | 0.0214 | Transverse |
| 8/1/2023 9:45 | 0.0242 | Transverse |
| 8/2/2023 17:30 | 0.0438 | Longitudinal |
| 8/3/2023 11:32 | 0.022 | Transverse |
| 8/4/2023 10:15 | 0.0168 | Transverse |
| 8/5/2023 12:15 | 0.0084 | Vertical |
| 8/6/2023 8:59 | 0.0155 | Longitudinal |
| 8/7/2023 10:47 | 0.0261 | Transverse |
| 8/8/2023 7:15 | 0.0341 | Longitudinal |
| 8/9/2023 0:15 | 0.0208 | Longitudinal |
| 8/10/2023 10:00 | 0.0199 | Transverse |
| 8/11/2023 12:45 | 0.0248 | Transverse |

| 9201 Collins Vibration Monitor - Maximum Daily Values | | |
|---|-----------------------------------|---|
| Timestamp | Peak Particle Velocity (in./sec.) | Axis (Longitudinal/Transverse/Vertical) |
| 8/12/2023 11:30 | 0.0068 | Longitudinal |
| 8/13/2023 14:45 | 0.0115 | Longitudinal |
| 8/14/2023 13:15 | 0.0127 | Transverse |
| 8/15/2023 9:45 | 0.0099 | Transverse |
| 8/16/2023 9:30 | 0.0133 | Transverse |
| 8/17/2023 7:15 | 0.0279 | Longitudinal |
| 8/18/2023 12:00 | 0.0177 | Transverse |
| 8/19/2023 16:00 | 0.0068 | Vertical |
| 8/20/2023 19:59 | 0.0189 | Longitudinal |
| 8/21/2023 12:47 | 0.009 | Transverse |
| 8/22/2023 10:45 | 0.0121 | Longitudinal |
| 8/23/2023 9:30 | 0.0096 | Transverse |
| 8/24/2023 10:15 | 0.0214 | Transverse |
| 8/25/2023 11:45 | 0.0158 | Transverse |
| 8/26/2023 12:45 | 0.0137 | Longitudinal |
| 8/27/2023 10:45 | 0.0062 | Longitudinal |
| 8/28/2023 11:45 | 0.0214 | Transverse |
| 8/29/2023 8:45 | 0.0143 | Transverse |
| 8/30/2023 15:30 | 0.0112 | Transverse |
| 8/31/2023 8:45 | 0.013 | Transverse |
| 9/1/2023 23:45 | 0.1353 | Transverse |
| 9/2/2023 16:45 | 0.0059 | Longitudinal |
| 9/3/2023 18:02 | 0.0586 | Transverse |
| 9/4/2023 11:45 | 0.0081 | Transverse |
| 9/5/2023 12:02 | 0.0137 | Transverse |
| 9/6/2023 18:01 | 0.0223 | Longitudinal |
| 9/7/2023 9:32 | 0.0121 | Transverse |
| 9/8/2023 15:32 | 0.0074 | Transverse |
| 9/9/2023 14:46 | 0.0155 | Longitudinal |
| 9/10/2023 0:02 | 0.0282 | Longitudinal |
| 9/11/2023 15:15 | 0.0149 | Transverse |
| 9/12/2023 8:04 | 0.0245 | Longitudinal |
| 9/13/2023 14:46 | 0.0124 | Transverse |
| 9/14/2023 12:02 | 0.0186 | Longitudinal |
| 9/15/2023 9:47 | 0.0096 | Transverse |
| 9/16/2023 16:16 | 0.0047 | Longitudinal |
| 9/17/2023 11:30 | 0.0124 | Longitudinal |
| 9/18/2023 17:00 | 0.0127 | Transverse |
| 9/19/2023 8:30 | 0.0137 | Transverse |
| 9/20/2023 14:16 | 0.0273 | Longitudinal |
| 9/21/2023 15:37 | 0.0279 | Longitudinal |
| 9/22/2023 11:00 | 0.0102 | Vertical |
| 9/23/2023 18:00 | 0.0062 | Longitudinal |

| 9201 Collins Vibration Monitor - Maximum Daily Values | | |
|---|-----------------------------------|---|
| Timestamp | Peak Particle Velocity (in./sec.) | Axis (Longitudinal/Transverse/Vertical) |
| 9/24/2023 18:45 | 0.0068 | Longitudinal |
| 9/25/2023 10:17 | 0.0112 | Transverse |
| 9/26/2023 12:03 | 0.0087 | Transverse |
| 9/27/2023 8:59 | 0.0199 | Transverse |
| 9/28/2023 14:19 | 0.0285 | Longitudinal |
| 9/29/2023 12:17 | 0.018 | Transverse |
| 9/30/2023 16:47 | 0.0065 | Longitudinal |
| 10/1/2023 18:15 | 0.0109 | Longitudinal |
| 10/2/2023 15:45 | 0.0192 | Transverse |
| 10/3/2023 8:59 | 0.0189 | Transverse |
| 10/4/2023 12:29 | 0.0425 | Longitudinal |
| 10/5/2023 13:31 | 0.0155 | Transverse |
| 10/6/2023 9:47 | 0.0379 | Longitudinal |
| 10/7/2023 17:32 | 0.0056 | Transverse |
| 10/8/2023 8:15 | 0.0133 | Longitudinal |
| 10/9/2023 8:15 | 0.0177 | Longitudinal |
| 10/10/2023 11:30 | 0.0127 | Longitudinal |
| 10/11/2023 13:32 | 0.0742 | Vertical |
| 10/12/2023 9:17 | 0.0118 | Transverse |
| 10/13/2023 8:30 | 0.0192 | Transverse |
| 10/14/2023 19:17 | 0.0043 | Longitudinal |
| 10/15/2023 15:31 | 0.0059 | Longitudinal |
| 10/16/2023 13:17 | 0.0171 | Transverse |
| 10/17/2023 17:45 | 0.0161 | Transverse |
| 10/18/2023 14:45 | 0.0099 | Transverse |
| 10/19/2023 13:45 | 0.0087 | Transverse |
| 10/20/2023 8:15 | 0.0149 | Transverse |
| 10/21/2023 18:30 | 0.0056 | Longitudinal |
| 10/22/2023 12:16 | 0.0059 | Longitudinal |
| 10/23/2023 19:16 | 0.0093 | Longitudinal |
| 10/24/2023 9:30 | 0.0096 | Longitudinal |
| 10/25/2023 15:15 | 0.0137 | Transverse |
| 10/26/2023 8:30 | 0.0065 | Transverse |
| 10/27/2023 16:46 | 0.0096 | Transverse |
| 10/28/2023 17:15 | 0.009 | Vertical |
| 10/29/2023 15:59 | 0.0043 | Transverse |
| 10/30/2023 5:59 | 0.0065 | Transverse |
| 10/31/2023 13:15 | 0.0118 | Transverse |
| 11/1/2023 11:15 | 0.0068 | Longitudinal |
| 11/2/2023 11:18 | 0.031 | Longitudinal |
| 11/3/2023 12:30 | 0.0407 | Transverse |
| 11/4/2023 11:00 | 0.0037 | Longitudinal |
| 11/5/2023 1:45 | 0.0074 | Longitudinal |

| 9201 Collins Vibration Monitor - Maximum Daily Values | | |
|---|-----------------------------------|---|
| Timestamp | Peak Particle Velocity (in./sec.) | Axis (Longitudinal/Transverse/Vertical) |
| 11/6/2023 14:30 | 0.0121 | Transverse |
| 11/7/2023 11:45 | 0.009 | Transverse |
| 11/8/2023 12:00 | 0.0106 | Transverse |
| 11/9/2023 9:30 | 0.0106 | Transverse |
| 11/10/2023 18:00 | 0.0062 | Longitudinal |
| 11/11/2023 19:15 | 0.0109 | Longitudinal |
| 11/12/2023 6:59 | 0.005 | Longitudinal |
| 11/13/2023 10:30 | 0.009 | Transverse |
| 11/14/2023 8:16 | 0.0183 | Transverse |
| 11/15/2023 8:15 | 0.0118 | Vertical |
| 11/16/2023 3:45 | 0.0146 | Longitudinal |
| 11/17/2023 10:46 | 0.0074 | Transverse |
| 11/18/2023 16:46 | 0.0056 | Vertical |
| 11/19/2023 12:00 | 0.0047 | Longitudinal |
| 11/20/2023 16:16 | 0.0106 | Transverse |
| 11/21/2023 11:30 | 0.0285 | Transverse |
| 11/22/2023 22:31 | 0.0074 | Vertical |
| 11/23/2023 16:31 | 0.0071 | Vertical |
| 11/24/2023 16:01 | 0.0081 | Longitudinal |
| 11/25/2023 14:45 | 0.0056 | Transverse |
| 11/26/2023 17:45 | 0.0047 | Vertical |
| 11/27/2023 11:15 | 0.009 | Transverse |
| 11/28/2023 8:15 | 0.0158 | Transverse |
| 11/29/2023 16:46 | 0.0205 | Transverse |
| 11/30/2023 11:26 | 0.0335 | Longitudinal |
| 12/1/2023 9:46 | 0.0059 | Transverse |
| 12/2/2023 16:59 | 0.0124 | Longitudinal |
| 12/3/2023 18:00 | 0.0074 | Longitudinal |
| 12/4/2023 12:45 | 0.0074 | Longitudinal |
| 12/5/2023 8:30 | 0.0152 | Transverse |
| 12/6/2023 11:45 | 0.0624 | Longitudinal |
| 12/7/2023 12:30 | 0.0121 | Transverse |
| 12/8/2023 13:30 | 0.0071 | Transverse |
| 12/9/2023 10:00 | 0.0053 | Longitudinal |
| 12/10/2023 11:30 | 0.009 | Longitudinal |
| 12/11/2023 14:15 | 0.0109 | Transverse |
| 12/12/2023 16:31 | 0.0081 | Transverse |
| 12/13/2023 8:45 | 0.0106 | Transverse |
| 12/14/2023 12:00 | 0.0152 | Transverse |
| 12/15/2023 13:30 | 0.0084 | Transverse |
| 12/16/2023 10:00 | 0.0062 | Longitudinal |
| 12/17/2023 12:45 | 0.0233 | Longitudinal |
| 12/18/2023 8:15 | 0.0118 | Transverse |

| 9201 Collins Vibration Monitor - Maximum Daily Values | | |
|---|-----------------------------------|---|
| Timestamp | Peak Particle Velocity (in./sec.) | Axis (Longitudinal/Transverse/Vertical) |
| 12/19/2023 9:15 | 0.0078 | Transverse |
| 12/20/2023 12:30 | 0.0158 | Transverse |
| 12/21/2023 8:30 | 0.0115 | Transverse |
| 12/22/2023 9:45 | 0.0087 | Transverse |
| 12/23/2023 13:30 | 0.014 | Vertical |
| 12/24/2023 12:59 | 0.0332 | Longitudinal |
| 12/25/2023 10:30 | 0.0068 | Longitudinal |
| 12/26/2023 15:45 | 0.0127 | Transverse |
| 12/27/2023 14:15 | 0.0158 | Transverse |
| 12/28/2023 6:30 | 0.0112 | Transverse |
| 12/29/2023 8:45 | 0.0292 | Longitudinal |
| 12/30/2023 11:30 | 0.0047 | Longitudinal |
| 12/31/2023 15:45 | 0.0106 | Longitudinal |
| 1/1/2024 12:59 | 0.0133 | Longitudinal |
| 1/2/2024 11:15 | 0.0192 | Transverse |
| 1/3/2024 10:30 | 0.0133 | Transverse |
| 1/4/2024 9:45 | 0.0174 | Transverse |
| 1/5/2024 10:01 | 0.0149 | Transverse |
| 1/6/2024 15:31 | 0.0093 | Longitudinal |
| 1/7/2024 11:15 | 0.0155 | Longitudinal |
| 1/8/2024 12:15 | 0.0143 | Transverse |
| 1/9/2024 12:00 | 0.0177 | Transverse |
| 1/10/2024 14:00 | 0.009 | Vertical |
| 1/11/2024 15:45 | 0.0118 | Transverse |
| 1/12/2024 16:15 | 0.0115 | Transverse |
| 1/13/2024 15:15 | 0.0127 | Longitudinal |
| 1/14/2024 9:30 | 0.0047 | Longitudinal |
| 1/15/2024 10:59 | 0.004 | Longitudinal |
| 1/16/2024 14:15 | 0.0112 | Transverse |
| 1/17/2024 14:48 | 0.0102 | Vertical |
| 1/18/2024 10:30 | 0.0164 | Transverse |
| 1/19/2024 10:59 | 0.0192 | Longitudinal |
| 1/20/2024 14:45 | 0.0037 | Vertical |
| 1/21/2024 10:45 | 0.0369 | Vertical |
| 1/22/2024 10:45 | 0.0158 | Transverse |
| 1/23/2024 11:30 | 0.0183 | Transverse |
| 1/24/2024 11:30 | 0.0109 | Transverse |
| 1/25/2024 16:15 | 0.0112 | Longitudinal |
| 1/26/2024 12:30 | 0.0112 | Transverse |
| 1/27/2024 16:59 | 0.0093 | Vertical |
| 1/28/2024 10:15 | 0.0056 | Vertical |
| 1/29/2024 13:16 | 0.0152 | Transverse |
| 1/30/2024 14:15 | 0.0133 | Transverse |

| 9201 Collins Vibration Monitor - Maximum Daily Values | | |
|---|-----------------------------------|---|
| Timestamp | Peak Particle Velocity (in./sec.) | Axis (Longitudinal/Transverse/Vertical) |
| 1/31/2024 16:30 | 0.014 | Vertical |
| 2/1/2024 12:59 | 0.0143 | Transverse |
| 2/2/2024 10:30 | 0.0676 | Transverse |
| 2/3/2024 16:59 | 0.0084 | Longitudinal |
| 2/4/2024 17:46 | 0.013 | Longitudinal |
| 2/5/2024 5:15 | 0.0059 | Vertical |
| 2/6/2024 18:30 | 0.0109 | Longitudinal |
| 2/7/2024 13:31 | 0.0078 | Vertical |
| 2/8/2024 9:31 | 0.0133 | Vertical |
| 2/9/2024 14:16 | 0.0065 | Longitudinal |
| 2/10/2024 16:00 | 0.005 | Transverse |
| 2/11/2024 16:30 | 0.014 | Longitudinal |
| 2/12/2024 9:30 | 0.0363 | Longitudinal |
| 2/13/2024 14:30 | 0.014 | Transverse |
| 2/14/2024 8:15 | 0.0112 | Vertical |
| 2/15/2024 15:19 | 0.0093 | Longitudinal |
| 2/16/2024 8:59 | 0.0065 | Longitudinal |
| 2/17/2024 13:31 | 0.1111 | Transverse |
| 2/18/2024 12:45 | 0.0043 | Transverse |
| 2/19/2024 20:00 | 0.0047 | Vertical |
| 2/20/2024 16:03 | 0.0096 | Transverse |
| 2/21/2024 17:31 | 0.0217 | Longitudinal |
| 2/22/2024 12:32 | 0.0074 | Transverse |
| 2/23/2024 17:31 | 0.0053 | Longitudinal |
| 2/24/2024 17:16 | 0.0071 | Vertical |
| 2/25/2024 14:45 | 0.0074 | Longitudinal |
| 2/26/2024 15:47 | 0.0062 | Vertical |
| 2/27/2024 10:31 | 0.0043 | Transverse |
| 2/28/2024 10:15 | 0.0065 | Transverse |
| 2/29/2024 17:17 | 0.0043 | Longitudinal |
| 3/1/2024 8:15 | 0.004 | Vertical |
| 3/2/2024 17:31 | 0.0106 | Longitudinal |
| 3/3/2024 10:15 | 0.0071 | Longitudinal |
| 3/4/2024 15:45 | 0.0109 | Longitudinal |
| 3/5/2024 4:22 | 0.0171 | Longitudinal |
| 3/6/2024 17:31 | 0.013 | Longitudinal |
| 3/7/2024 4:46 | 0.0118 | Longitudinal |
| 3/8/2024 12:00 | 0.005 | Longitudinal |
| 3/9/2024 16:46 | 0.0078 | Transverse |
| 3/10/2024 12:15 | 0.0068 | Vertical |
| 3/11/2024 17:46 | 0.0074 | Longitudinal |
| 3/12/2024 11:59 | 0.0394 | Longitudinal |
| 3/13/2024 11:31 | 0.0059 | Longitudinal |

| 9201 Collins Vibration Monitor - Maximum Daily Values | | |
|---|-----------------------------------|---|
| Timestamp | Peak Particle Velocity (in./sec.) | Axis (Longitudinal/Transverse/Vertical) |
| 3/14/2024 5:31 | 0.0087 | Transverse |
| 3/15/2024 11:17 | 0.0062 | Longitudinal |
| 3/16/2024 18:15 | 0.0115 | Longitudinal |
| 3/17/2024 17:01 | 0.0062 | Vertical |
| 3/18/2024 15:30 | 0.0053 | Vertical |
| 3/19/2024 15:15 | 0.0087 | Transverse |
| 3/20/2024 8:16 | 0.0053 | Transverse |
| 3/21/2024 17:30 | 0.0056 | Vertical |
| 3/22/2024 10:15 | 0.0056 | Vertical |
| 3/23/2024 11:00 | 0.0158 | Longitudinal |
| 3/24/2024 11:45 | 0.0186 | Longitudinal |
| 3/25/2024 17:15 | 0.0081 | Longitudinal |
| 3/26/2024 18:15 | 0.0078 | Longitudinal |
| 3/27/2024 19:30 | 0.005 | Transverse |
| 3/28/2024 4:22 | 0.0217 | Longitudinal |
| 3/29/2024 11:01 | 0.014 | Longitudinal |
| 3/30/2024 17:01 | 0.005 | Vertical |
| 3/31/2024 14:45 | 0.0087 | Transverse |
| 4/1/2024 10:45 | 0.0164 | Vertical |
| 4/2/2024 15:15 | 0.0307 | Longitudinal |
| 4/3/2024 13:01 | 0.005 | Transverse |
| 4/4/2024 0:31 | 0.0112 | Transverse |
| 4/5/2024 17:59 | 0.0062 | Longitudinal |
| 4/6/2024 17:16 | 0.0208 | Longitudinal |
| 4/7/2024 22:45 | 0.0065 | Longitudinal |
| 4/8/2024 12:45 | 0.005 | Vertical |
| 4/9/2024 18:47 | 0.0068 | Longitudinal |
| 4/10/2024 10:15 | 0.0189 | Longitudinal |
| 4/11/2024 7:59 | 0.0068 | Transverse |
| 4/12/2024 17:01 | 0.014 | Longitudinal |
| 4/13/2024 12:30 | 0.0081 | Vertical |
| 4/14/2024 12:45 | 0.0186 | Vertical |

| 9225 Collins Vibration Monitor - Maximum Daily Values | | |
|---|-----------------------------------|---|
| Timestamp | Peak Particle Velocity (in./sec.) | Axis (Longitudinal/Transverse/Vertical) |
| 2/21/2023 3:15 | 0.0127 | Longitudinal |
| 2/22/2023 6:00 | 0.0087 | Longitudinal |
| 2/23/2023 18:46 | 0.0143 | Longitudinal |
| 2/24/2023 12:59 | 0.0109 | Longitudinal |
| 2/25/2023 4:00 | 0.0112 | Longitudinal |
| 2/26/2023 13:46 | 0.0127 | Longitudinal |
| 2/27/2023 4:15 | 0.0112 | Transverse |
| 2/28/2023 2:45 | 0.0112 | Longitudinal |
| 3/1/2023 12:59 | 0.0115 | Transverse |
| 3/2/2023 11:00 | 0.2271 | Longitudinal |
| 3/3/2023 11:45 | 0.0137 | Vertical |
| 3/4/2023 17:00 | 0.0118 | Transverse |
| 3/5/2023 15:15 | 0.0143 | Vertical |
| 3/6/2023 17:15 | 0.0183 | Longitudinal |
| 3/7/2023 7:30 | 0.0388 | Longitudinal |
| 3/8/2023 7:45 | 0.018 | Vertical |
| 3/9/2023 10:15 | 0.0285 | Transverse |
| 3/10/2023 9:00 | 0.0208 | Vertical |
| 3/11/2023 9:15 | 0.0161 | Longitudinal |
| 3/12/2023 7:45 | 0.0124 | Vertical |
| 3/13/2023 8:00 | 0.0146 | Transverse |
| 3/14/2023 16:45 | 0.0146 | Longitudinal |
| 3/15/2023 10:00 | 0.0137 | Longitudinal |
| 3/16/2023 7:45 | 0.0388 | Vertical |
| 3/17/2023 7:45 | 0.0155 | Transverse |
| 3/18/2023 19:00 | 0.0155 | Transverse |
| 3/19/2023 4:45 | 0.0133 | Longitudinal |
| 3/20/2023 10:15 | 0.0177 | Transverse |
| 3/21/2023 14:45 | 0.0168 | Vertical |
| 3/22/2023 8:59 | 0.0112 | Transverse |
| 3/23/2023 18:00 | 0.018 | Vertical |
| 3/24/2023 19:30 | 0.022 | Transverse |
| 3/25/2023 8:00 | 0.0338 | Vertical |
| 3/26/2023 19:45 | 0.0109 | Transverse |
| 3/27/2023 13:45 | 0.0112 | Transverse |
| 3/28/2023 23:15 | 0.0351 | Longitudinal |
| 3/29/2023 0:45 | 0.0379 | Longitudinal |
| 3/30/2023 7:00 | 0.0174 | Longitudinal |
| 3/31/2023 17:15 | 0.0121 | Vertical |
| 4/1/2023 9:30 | 0.013 | Transverse |
| 4/2/2023 12:00 | 0.0096 | Vertical |
| 4/3/2023 8:30 | 0.0195 | Longitudinal |
| 4/4/2023 10:15 | 0.0555 | Longitudinal |

| 9225 Collins Vibration Monitor - Maximum Daily Values | | |
|---|-----------------------------------|---|
| Timestamp | Peak Particle Velocity (in./sec.) | Axis (Longitudinal/Transverse/Vertical) |
| 4/5/2023 15:45 | 0.0127 | Vertical |
| 4/6/2023 11:00 | 0.0143 | Transverse |
| 4/7/2023 11:00 | 0.0205 | Longitudinal |
| 4/8/2023 16:00 | 0.0186 | Vertical |
| 4/9/2023 9:30 | 0.023 | Vertical |
| 4/10/2023 22:00 | 0.0171 | Longitudinal |
| 4/11/2023 17:00 | 0.0183 | Vertical |
| 4/12/2023 12:15 | 0.0155 | Longitudinal |
| 4/13/2023 17:30 | 0.0164 | Transverse |
| 4/14/2023 8:45 | 0.0127 | Transverse |
| 4/15/2023 8:59 | 0.0199 | Vertical |
| 4/16/2023 21:30 | 0.0168 | Transverse |
| 4/17/2023 4:00 | 0.0186 | Longitudinal |
| 4/18/2023 11:00 | 0.0118 | Vertical |
| 4/19/2023 12:30 | 0.0202 | Transverse |
| 4/20/2023 11:15 | 0.036 | Vertical |
| 4/21/2023 18:15 | 0.0143 | Vertical |
| 4/22/2023 16:00 | 0.0127 | Transverse |
| 4/23/2023 17:45 | 0.0177 | Vertical |
| 4/24/2023 10:30 | 0.0124 | Vertical |
| 4/25/2023 22:45 | 0.0149 | Vertical |
| 4/26/2023 19:15 | 0.0102 | Transverse |
| 4/27/2023 9:45 | 0.013 | Vertical |
| 4/28/2023 15:45 | 0.2048 | Vertical |
| 4/29/2023 10:45 | 0.0112 | Vertical |
| 4/30/2023 15:00 | 0.0152 | Transverse |
| 5/1/2023 6:15 | 0.0102 | Transverse |
| 5/2/2023 11:45 | 0.0248 | Vertical |
| 5/3/2023 17:00 | 0.0127 | Vertical |
| 5/4/2023 10:00 | 0.0202 | Vertical |
| 5/5/2023 14:55 | 0.489 | Vertical |
| 5/6/2023 17:30 | 0.0236 | Longitudinal |
| 5/7/2023 7:30 | 0.0099 | Longitudinal |
| 5/8/2023 15:45 | 0.0248 | Vertical |
| 5/9/2023 7:15 | 0.0155 | Vertical |
| 5/10/2023 19:15 | 0.0168 | Longitudinal |
| 5/11/2023 16:45 | 0.0099 | Vertical |
| 5/12/2023 8:30 | 0.022 | Vertical |
| 5/13/2023 20:30 | 0.0112 | Vertical |
| 5/14/2023 18:45 | 0.0127 | Vertical |
| 5/15/2023 17:45 | 0.0155 | Vertical |
| 5/16/2023 10:00 | 0.0205 | Longitudinal |
| 5/17/2023 16:45 | 0.0115 | Vertical |

| 9225 Collins Vibration Monitor - Maximum Daily Values | | |
|---|-----------------------------------|---|
| Timestamp | Peak Particle Velocity (in./sec.) | Axis (Longitudinal/Transverse/Vertical) |
| 5/18/2023 9:30 | 0.0307 | Vertical |
| 5/19/2023 16:15 | 0.0102 | Vertical |
| 5/20/2023 16:45 | 0.0106 | Vertical |
| 5/21/2023 12:00 | 0.014 | Vertical |
| 5/22/2023 12:15 | 0.0106 | Transverse |
| 5/23/2023 22:45 | 0.0133 | Longitudinal |
| 5/24/2023 0:30 | 0.0124 | Vertical |
| 5/25/2023 0:45 | 0.0192 | Vertical |
| 5/26/2023 10:15 | 0.0133 | Vertical |
| 5/27/2023 18:30 | 0.014 | Vertical |
| 5/28/2023 8:59 | 0.0223 | Transverse |
| 5/29/2023 21:15 | 0.0118 | Longitudinal |
| 5/30/2023 21:30 | 0.0199 | Vertical |
| 5/31/2023 13:00 | 0.0174 | Vertical |
| 6/1/2023 14:45 | 0.0227 | Vertical |
| 6/2/2023 12:38 | 0.4043 | Vertical |
| 6/3/2023 11:17 | 0.0118 | Transverse |
| 6/4/2023 1:47 | 0.0174 | Vertical |
| 6/5/2023 1:59 | 0.0106 | Vertical |
| 6/6/2023 8:47 | 0.0168 | Vertical |
| 6/7/2023 23:32 | 0.0137 | Vertical |
| 6/8/2023 16:47 | 0.0217 | Longitudinal |
| 6/9/2023 12:50 | 0.3057 | Longitudinal |
| 6/10/2023 16:45 | 0.0109 | Vertical |
| 6/11/2023 15:15 | 0.0124 | Vertical |
| 6/12/2023 17:00 | 0.0195 | Vertical |
| 6/13/2023 10:15 | 0.0146 | Transverse |
| 6/14/2023 13:45 | 0.0146 | Vertical |
| 6/15/2023 13:45 | 0.0143 | Transverse |
| 6/16/2023 13:00 | 0.0109 | Vertical |
| 6/17/2023 13:45 | 0.0313 | Vertical |
| 6/18/2023 15:15 | 0.0087 | Longitudinal |
| 6/19/2023 14:15 | 0.0171 | Vertical |
| 6/20/2023 18:15 | 0.0155 | Vertical |
| 6/21/2023 1:15 | 0.0143 | Vertical |
| 6/22/2023 18:00 | 0.0146 | Transverse |
| 6/23/2023 22:15 | 0.0109 | Transverse |
| 6/24/2023 20:15 | 0.014 | Transverse |
| 6/25/2023 0:30 | 0.0227 | Vertical |
| 6/26/2023 23:00 | 0.0121 | Transverse |
| 6/27/2023 19:15 | 0.0137 | Vertical |
| 6/28/2023 23:15 | 0.0186 | Vertical |
| 6/29/2023 14:15 | 0.0149 | Longitudinal |

| 9225 Collins Vibration Monitor - Maximum Daily Values | | |
|---|-----------------------------------|---|
| Timestamp | Peak Particle Velocity (in./sec.) | Axis (Longitudinal/Transverse/Vertical) |
| 6/30/2023 16:00 | 0.0462 | Vertical |
| 7/1/2023 11:00 | 0.0115 | Transverse |
| 7/2/2023 6:45 | 0.013 | Longitudinal |
| 7/3/2023 12:59 | 0.3587 | Vertical |
| 7/4/2023 21:15 | 0.0509 | Vertical |
| 7/5/2023 8:15 | 0.045 | Longitudinal |
| 7/6/2023 16:00 | 0.013 | Transverse |
| 7/7/2023 11:45 | 0.0115 | Vertical |
| 7/8/2023 19:45 | 0.0214 | Longitudinal |
| 7/9/2023 23:00 | 0.0214 | Vertical |
| 7/10/2023 20:45 | 0.0152 | Longitudinal |
| 7/11/2023 8:00 | 0.013 | Vertical |
| 7/12/2023 16:45 | 0.0127 | Vertical |
| 7/13/2023 9:45 | 0.0158 | Transverse |
| 7/14/2023 0:00 | 0.0242 | Transverse |
| 7/15/2023 0:15 | 0.0326 | Vertical |
| 7/16/2023 15:15 | 0.018 | Vertical |
| 7/17/2023 11:30 | 0.0453 | Transverse |
| 7/18/2023 8:45 | 0.023 | Vertical |
| 7/19/2023 10:30 | 0.0133 | Vertical |
| 7/20/2023 15:15 | 0.1915 | Longitudinal |
| 7/21/2023 9:45 | 0.0146 | Transverse |
| 7/22/2023 18:15 | 0.0192 | Transverse |
| 7/23/2023 22:15 | 0.0261 | Vertical |
| 7/24/2023 8:30 | 0.0183 | Vertical |
| 7/25/2023 21:00 | 0.0251 | Vertical |
| 7/26/2023 8:00 | 0.0295 | Vertical |
| 7/27/2023 5:15 | 0.0158 | Vertical |
| 7/28/2023 15:00 | 0.018 | Transverse |
| 7/29/2023 19:45 | 0.0152 | Transverse |
| 7/30/2023 8:46 | 0.0155 | Vertical |
| 7/31/2023 22:45 | 0.0149 | Vertical |
| 8/1/2023 12:30 | 0.0369 | Vertical |
| 8/2/2023 16:00 | 0.0456 | Vertical |
| 8/3/2023 6:45 | 0.0133 | Transverse |
| 8/4/2023 3:00 | 0.0115 | Longitudinal |
| 8/5/2023 11:30 | 0.0118 | Transverse |
| 8/6/2023 6:45 | 0.0112 | Vertical |
| 8/7/2023 14:15 | 0.0878 | Longitudinal |
| 8/8/2023 20:15 | 0.0121 | Vertical |
| 8/9/2023 18:00 | 0.0195 | Vertical |
| 8/10/2023 6:15 | 0.0164 | Transverse |
| 8/11/2023 15:00 | 0.0168 | Vertical |

| 9225 Collins Vibration Monitor - Maximum Daily Values | | |
|---|-----------------------------------|---|
| Timestamp | Peak Particle Velocity (in./sec.) | Axis (Longitudinal/Transverse/Vertical) |
| 8/12/2023 1:15 | 0.0152 | Vertical |
| 8/13/2023 14:15 | 0.0161 | Vertical |
| 8/14/2023 22:15 | 0.0146 | Vertical |
| 8/15/2023 21:15 | 0.0307 | Vertical |
| 8/16/2023 13:15 | 0.0186 | Transverse |
| 8/17/2023 12:45 | 0.2315 | Longitudinal |
| 8/18/2023 21:30 | 0.0124 | Longitudinal |
| 8/19/2023 15:45 | 0.0158 | Vertical |
| 8/20/2023 0:00 | 0.0127 | Vertical |
| 8/21/2023 3:15 | 0.0133 | Vertical |
| 8/22/2023 5:30 | 0.0317 | Vertical |
| 8/23/2023 13:00 | 0.0217 | Vertical |
| 8/24/2023 16:45 | 0.1936 | Vertical |
| 8/25/2023 15:30 | 0.0115 | Vertical |
| 8/26/2023 19:45 | 0.013 | Transverse |
| 8/27/2023 0:31 | 0.0143 | Vertical |
| 8/28/2023 0:15 | 0.0146 | Vertical |
| 8/29/2023 17:45 | 0.0143 | Vertical |
| 8/30/2023 9:45 | 0.0124 | Vertical |
| 8/31/2023 10:45 | 0.0164 | Vertical |
| 9/1/2023 8:59 | 0.0177 | Vertical |
| 9/2/2023 11:00 | 0.0112 | Vertical |
| 9/3/2023 18:45 | 0.0143 | Vertical |
| 9/4/2023 17:30 | 0.0161 | Transverse |
| 9/5/2023 14:45 | 0.0161 | Longitudinal |
| 9/6/2023 23:00 | 0.0155 | Vertical |
| 9/7/2023 9:15 | 0.014 | Vertical |
| 9/8/2023 11:30 | 0.0124 | Vertical |
| 9/9/2023 11:00 | 0.0118 | Transverse |
| 9/10/2023 12:45 | 0.0112 | Vertical |
| 9/11/2023 13:59 | 0.0115 | Vertical |
| 9/12/2023 8:59 | 0.0109 | Vertical |
| 9/13/2023 23:00 | 0.022 | Transverse |
| 9/14/2023 7:15 | 0.0205 | Transverse |
| 9/15/2023 19:00 | 0.0118 | Longitudinal |
| 9/16/2023 23:15 | 0.0146 | Transverse |
| 9/17/2023 11:30 | 0.0168 | Vertical |
| 9/18/2023 1:16 | 0.009 | Vertical |
| 9/19/2023 21:45 | 0.0149 | Vertical |
| 9/20/2023 15:15 | 0.0171 | Transverse |
| 9/21/2023 13:30 | 0.0155 | Transverse |
| 9/22/2023 21:45 | 0.0155 | Longitudinal |
| 9/23/2023 21:00 | 0.0332 | Longitudinal |

| 9225 Collins Vibration Monitor - Maximum Daily Values | | |
|---|-----------------------------------|---|
| Timestamp | Peak Particle Velocity (in./sec.) | Axis (Longitudinal/Transverse/Vertical) |
| 9/24/2023 12:45 | 0.0149 | Vertical |
| 9/25/2023 19:31 | 0.0124 | Longitudinal |
| 9/26/2023 10:30 | 0.0397 | Transverse |
| 9/27/2023 15:00 | 0.0149 | Vertical |
| 9/28/2023 7:01 | 0.0245 | Transverse |
| 9/29/2023 8:31 | 0.018 | Transverse |
| 9/30/2023 0:31 | 0.0115 | Vertical |
| 10/1/2023 11:45 | 0.0118 | Vertical |
| 10/2/2023 12:30 | 0.0208 | Vertical |
| 10/3/2023 9:15 | 0.0149 | Vertical |
| 10/4/2023 18:01 | 0.0199 | Vertical |
| 10/5/2023 15:01 | 0.0121 | Longitudinal |
| 10/6/2023 9:45 | 0.0121 | Vertical |
| 10/7/2023 19:00 | 0.013 | Transverse |
| 10/8/2023 18:15 | 0.0214 | Vertical |
| 10/9/2023 17:15 | 0.0205 | Longitudinal |
| 10/10/2023 1:15 | 0.0379 | Vertical |
| 10/11/2023 11:00 | 0.0574 | Longitudinal |
| 10/12/2023 11:45 | 0.0233 | Vertical |
| 10/13/2023 9:15 | 0.0292 | Vertical |
| 10/14/2023 10:15 | 0.014 | Transverse |
| 10/15/2023 13:59 | 0.0124 | Vertical |
| 10/16/2023 10:00 | 0.0195 | Vertical |
| 10/17/2023 10:15 | 0.0106 | Longitudinal |
| 10/18/2023 12:45 | 0.0186 | Longitudinal |
| 10/19/2023 9:30 | 0.0109 | Transverse |
| 10/20/2023 8:31 | 0.0227 | Transverse |
| 10/21/2023 23:30 | 0.0137 | Vertical |
| 10/22/2023 19:30 | 0.0186 | Vertical |
| 10/23/2023 6:16 | 0.0152 | Longitudinal |
| 10/24/2023 13:59 | 0.0223 | Vertical |
| 10/25/2023 9:45 | 0.018 | Transverse |
| 10/26/2023 12:15 | 0.0143 | Vertical |
| 10/27/2023 20:45 | 0.0233 | Longitudinal |
| 10/28/2023 20:16 | 0.032 | Vertical |
| 10/29/2023 21:45 | 0.0254 | Longitudinal |
| 10/30/2023 11:30 | 0.0112 | Transverse |
| 10/31/2023 19:00 | 0.0171 | Vertical |
| 11/1/2023 14:31 | 0.0164 | Longitudinal |
| 11/2/2023 21:01 | 0.0363 | Longitudinal |
| 11/3/2023 21:59 | 0.0317 | Vertical |
| 11/4/2023 7:15 | 0.0317 | Vertical |
| 11/5/2023 14:31 | 0.2296 | Longitudinal |

| 9225 Collins Vibration Monitor - Maximum Daily Values | | |
|---|-----------------------------------|---|
| Timestamp | Peak Particle Velocity (in./sec.) | Axis (Longitudinal/Transverse/Vertical) |
| 11/6/2023 14:45 | 0.0202 | Transverse |
| 11/7/2023 15:15 | 0.0189 | Vertical |
| 11/8/2023 10:59 | 0.0481 | Transverse |
| 11/9/2023 14:59 | 0.0149 | Longitudinal |
| 11/10/2023 14:45 | 0.0121 | Vertical |
| 11/11/2023 13:46 | 0.0121 | Vertical |
| 11/12/2023 8:31 | 0.0127 | Transverse |
| 11/13/2023 21:30 | 0.0146 | Longitudinal |
| 11/14/2023 19:16 | 0.0146 | Longitudinal |
| 11/15/2023 18:00 | 0.0168 | Vertical |
| 11/16/2023 4:01 | 0.0248 | Transverse |
| 11/17/2023 2:59 | 0.0189 | Transverse |
| 11/18/2023 2:45 | 0.0143 | Vertical |
| 11/19/2023 22:15 | 0.027 | Longitudinal |
| 11/20/2023 12:45 | 0.0307 | Vertical |
| 11/21/2023 10:59 | 0.0195 | Vertical |
| 11/22/2023 10:07 | 0.1021 | Vertical |
| 11/23/2023 13:46 | 0.0115 | Vertical |
| 11/24/2023 9:30 | 0.0161 | Transverse |
| 11/25/2023 10:45 | 0.0109 | Transverse |
| 11/26/2023 12:15 | 0.0143 | Vertical |
| 11/27/2023 17:31 | 0.0133 | Longitudinal |
| 11/28/2023 8:16 | 0.0149 | Vertical |
| 11/29/2023 12:15 | 0.0161 | Transverse |
| 11/30/2023 10:16 | 0.063 | Longitudinal |
| 12/1/2023 8:01 | 0.0251 | Transverse |
| 12/2/2023 19:30 | 0.0146 | Transverse |
| 12/3/2023 19:16 | 0.0124 | Vertical |
| 12/4/2023 10:46 | 0.0174 | Vertical |
| 12/5/2023 10:15 | 0.0202 | Vertical |
| 12/6/2023 12:00 | 0.0195 | Vertical |
| 12/7/2023 12:45 | 0.022 | Vertical |
| 12/8/2023 8:30 | 0.0146 | Transverse |
| 12/9/2023 10:30 | 0.0161 | Vertical |
| 12/10/2023 14:59 | 0.0242 | Vertical |
| 12/11/2023 10:01 | 0.0143 | Vertical |
| 12/12/2023 19:45 | 0.0127 | Transverse |
| 12/13/2023 17:30 | 0.0282 | Vertical |
| 12/14/2023 2:45 | 0.0133 | Longitudinal |
| 12/15/2023 12:30 | 0.0161 | Vertical |
| 12/16/2023 22:46 | 0.0205 | Vertical |
| 12/17/2023 12:59 | 0.1458 | Vertical |
| 12/18/2023 22:16 | 0.0133 | Transverse |

| 9225 Collins Vibration Monitor - Maximum Daily Values | | |
|---|-----------------------------------|---|
| Timestamp | Peak Particle Velocity (in./sec.) | Axis (Longitudinal/Transverse/Vertical) |
| 12/19/2023 9:46 | 0.0748 | Vertical |
| 12/20/2023 14:45 | 0.0186 | Longitudinal |
| 12/21/2023 17:15 | 0.0177 | Vertical |
| 12/22/2023 6:59 | 0.0161 | Transverse |
| 12/23/2023 13:15 | 0.0121 | Vertical |
| 12/24/2023 11:31 | 0.0202 | Transverse |
| 12/25/2023 6:59 | 0.0251 | Vertical |
| 12/26/2023 21:16 | 0.0161 | Longitudinal |
| 12/27/2023 4:31 | 0.014 | Vertical |
| 12/28/2023 18:16 | 0.0186 | Vertical |
| 12/29/2023 12:16 | 0.0177 | Vertical |
| 12/30/2023 15:46 | 0.0161 | Transverse |
| 12/31/2023 8:16 | 0.0168 | Longitudinal |
| 1/1/2024 16:31 | 0.027 | Vertical |
| 1/2/2024 7:45 | 0.0152 | Transverse |
| 1/3/2024 17:46 | 0.0202 | Vertical |
| 1/4/2024 9:30 | 0.0233 | Longitudinal |
| 1/5/2024 22:01 | 0.1092 | Transverse |
| 1/6/2024 15:30 | 0.0202 | Longitudinal |
| 1/7/2024 7:15 | 0.014 | Vertical |
| 1/8/2024 6:59 | 0.0143 | Vertical |
| 1/9/2024 10:00 | 0.0177 | Transverse |
| 1/10/2024 18:15 | 0.0146 | Longitudinal |
| 1/11/2024 7:30 | 0.0183 | Vertical |
| 1/12/2024 9:30 | 0.014 | Transverse |
| 1/13/2024 14:01 | 0.0168 | Vertical |
| 1/14/2024 8:30 | 0.0199 | Vertical |
| 1/15/2024 10:31 | 0.0149 | Transverse |
| 1/16/2024 13:46 | 0.0292 | Transverse |
| 1/17/2024 18:30 | 0.0239 | Vertical |
| 1/18/2024 16:15 | 0.0183 | Longitudinal |
| 1/19/2024 6:18 | 0.5849 | Vertical |
| 1/22/2024 17:15 | 0.0137 | Vertical |
| 1/23/2024 10:59 | 0.0416 | Transverse |
| 1/24/2024 16:30 | 0.0202 | Vertical |
| 1/25/2024 20:30 | 0.0164 | Vertical |
| 1/26/2024 12:30 | 0.0189 | Longitudinal |
| 1/27/2024 10:15 | 0.013 | Vertical |
| 1/28/2024 18:45 | 0.0304 | Vertical |
| 1/29/2024 8:30 | 0.0115 | Longitudinal |
| 1/30/2024 5:15 | 0.0158 | Longitudinal |
| 1/31/2024 14:45 | 0.0425 | Longitudinal |
| 2/1/2024 8:00 | 0.0164 | Longitudinal |

| 9225 Collins Vibration Monitor - Maximum Daily Values | | |
|---|-----------------------------------|---|
| Timestamp | Peak Particle Velocity (in./sec.) | Axis (Longitudinal/Transverse/Vertical) |
| 2/2/2024 8:30 | 0.0214 | Longitudinal |
| 2/3/2024 11:15 | 0.0124 | Transverse |
| 2/4/2024 11:30 | 0.0171 | Longitudinal |
| 2/5/2024 19:30 | 0.0121 | Vertical |
| 2/6/2024 10:15 | 0.0121 | Longitudinal |
| 2/7/2024 10:45 | 0.0639 | Longitudinal |
| 2/8/2024 18:00 | 0.0304 | Vertical |
| 2/9/2024 14:30 | 0.0149 | Transverse |
| 2/10/2024 6:59 | 0.0115 | Longitudinal |
| 2/11/2024 14:45 | 0.0109 | Vertical |
| 2/12/2024 6:45 | 0.0109 | Vertical |
| 2/13/2024 18:30 | 0.0177 | Transverse |
| 2/14/2024 16:15 | 0.014 | Vertical |
| 2/15/2024 14:59 | 0.0164 | Transverse |
| 2/16/2024 10:15 | 0.0264 | Longitudinal |
| 2/17/2024 16:30 | 0.0127 | Vertical |
| 2/18/2024 15:15 | 0.0199 | Vertical |
| 2/19/2024 6:59 | 0.0093 | Transverse |
| 2/20/2024 12:45 | 0.0168 | Vertical |
| 2/21/2024 11:30 | 0.1502 | Transverse |
| 2/22/2024 7:30 | 0.0143 | Longitudinal |
| 2/23/2024 14:31 | 0.0174 | Vertical |
| 2/24/2024 19:45 | 0.0211 | Vertical |
| 2/25/2024 5:15 | 0.0143 | Longitudinal |
| 2/26/2024 21:30 | 0.0174 | Transverse |
| 2/27/2024 2:00 | 0.0295 | Transverse |
| 2/28/2024 12:16 | 0.013 | Vertical |
| 2/29/2024 10:31 | 0.0282 | Vertical |
| 3/1/2024 7:30 | 0.013 | Transverse |
| 3/2/2024 15:45 | 0.0124 | Vertical |
| 3/3/2024 19:46 | 0.013 | Vertical |
| 3/4/2024 19:45 | 0.0195 | Transverse |
| 3/5/2024 10:45 | 0.0375 | Transverse |
| 3/6/2024 6:01 | 0.0158 | Vertical |
| 3/7/2024 9:46 | 0.0273 | Transverse |
| 3/8/2024 21:31 | 0.018 | Vertical |
| 3/9/2024 10:00 | 0.0152 | Vertical |
| 3/10/2024 17:59 | 0.0171 | Vertical |
| 3/11/2024 10:45 | 0.0251 | Longitudinal |
| 3/12/2024 23:45 | 0.0143 | Vertical |
| 3/13/2024 5:18 | 0.095 | Longitudinal |
| 3/14/2024 12:31 | 0.0102 | Vertical |
| 3/15/2024 13:30 | 0.0152 | Vertical |

| 9225 Collins Vibration Monitor - Maximum Daily Values | | |
|---|-----------------------------------|---|
| Timestamp | Peak Particle Velocity (in./sec.) | Axis (Longitudinal/Transverse/Vertical) |
| 3/16/2024 11:31 | 0.0143 | Vertical |
| 3/17/2024 13:30 | 0.0115 | Vertical |
| 3/18/2024 14:16 | 0.0295 | Vertical |
| 3/19/2024 7:45 | 0.0109 | Vertical |
| 3/20/2024 9:15 | 0.0161 | Transverse |
| 3/21/2024 5:45 | 0.0304 | Transverse |
| 3/22/2024 22:31 | 0.0143 | Vertical |
| 3/23/2024 9:16 | 0.0168 | Vertical |
| 3/24/2024 13:59 | 0.0161 | Vertical |
| 3/25/2024 9:15 | 0.0118 | Longitudinal |
| 3/26/2024 0:15 | 0.0115 | Vertical |
| 3/27/2024 18:45 | 0.0158 | Vertical |
| 3/28/2024 3:45 | 0.0202 | Vertical |
| 3/29/2024 18:16 | 0.0208 | Vertical |
| 3/30/2024 16:15 | 0.0118 | Vertical |
| 3/31/2024 15:00 | 0.0245 | Transverse |
| 4/1/2024 9:46 | 0.0267 | Vertical |
| 4/2/2024 4:39 | 0.0475 | Longitudinal |
| 4/3/2024 10:30 | 0.0813 | Vertical |
| 4/4/2024 19:01 | 0.0127 | Vertical |
| 4/5/2024 12:15 | 0.0112 | Transverse |
| 4/6/2024 17:15 | 0.0124 | Transverse |
| 4/7/2024 9:31 | 0.0109 | Vertical |
| 4/8/2024 23:45 | 0.2194 | Longitudinal |
| 4/9/2024 4:45 | 0.0102 | Longitudinal |
| 4/10/2024 13:15 | 0.0168 | Vertical |
| 4/11/2024 13:46 | 0.0112 | Longitudinal |
| 4/12/2024 17:30 | 0.0137 | Vertical |
| 4/13/2024 19:16 | 0.0304 | Vertical |
| 4/14/2024 12:45 | 0.0124 | Vertical |

| Center Site Vibration Monitor - Maximum Daily Values | | |
|--|-----------------------------------|---|
| Timestamp | Peak Particle Velocity (in./sec.) | Axis (Longitudinal/Transverse/Vertical) |
| 2/22/2023 8:15 | 0.1319 | Longitudinal |
| 2/23/2023 5:45 | 0.1123 | Longitudinal |
| 2/24/2023 10:45 | 0.1061 | Longitudinal |
| 2/25/2023 11:45 | 0.0043 | Longitudinal |
| 2/26/2023 8:30 | 0.005 | Longitudinal |
| 2/27/2023 9:30 | 0.1573 | Longitudinal |
| 2/28/2023 9:16 | 0.3584 | Longitudinal |
| 3/1/2023 4:30 | 0.1148 | Longitudinal |
| 3/2/2023 8:14 | 0.8757 | Transverse |
| 3/3/2023 6:30 | 0.2057 | Vertical |
| 3/4/2023 5:00 | 0.0053 | Vertical |
| 3/5/2023 8:30 | 0.0037 | Vertical |
| 3/6/2023 12:04 | 0.0382 | Vertical |
| 3/7/2023 10:30 | 0.054 | Longitudinal |
| 3/8/2023 11:30 | 0.0478 | Vertical |
| 3/9/2023 15:15 | 0.0295 | Vertical |
| 3/10/2023 9:30 | 0.0245 | Vertical |
| 3/11/2023 2:00 | 0.0031 | Vertical |
| 3/12/2023 16:45 | 0.0034 | Longitudinal |
| 3/13/2023 8:15 | 0.0937 | Vertical |
| 3/14/2023 9:59 | 0.6523 | Vertical |
| 3/15/2023 14:32 | 0.3311 | Vertical |
| 3/16/2023 12:15 | 0.0829 | Vertical |

| NE Site Vibration Monitor - Maximum Daily Values | | |
|--|-----------------------------------|---|
| Timestamp | Peak Particle Velocity (in./sec.) | Axis (Longitudinal/Transverse/Vertical) |
| 2/22/2023 8:00 | 0.0441 | Longitudinal |
| 2/23/2023 4:30 | 0.0394 | Longitudinal |
| 2/24/2023 6:00 | 0.1167 | Longitudinal |
| 2/25/2023 8:31 | 0.0074 | Longitudinal |
| 2/26/2023 8:30 | 0.0071 | Longitudinal |
| 2/27/2023 9:15 | 0.0881 | Transverse |
| 2/28/2023 6:31 | 0.0366 | Transverse |
| 3/1/2023 4:31 | 0.0369 | Transverse |
| 3/2/2023 9:52 | 0.0723 | Vertical |
| 3/3/2023 4:00 | 0.3475 | Vertical |
| 3/4/2023 9:16 | 0.0071 | Vertical |
| 3/5/2023 8:31 | 0.0071 | Vertical |
| 3/6/2023 4:00 | 0.0915 | Longitudinal |
| 3/7/2023 11:00 | 0.045 | Vertical |
| 3/8/2023 12:00 | 0.0245 | Longitudinal |
| 3/9/2023 16:45 | 0.0099 | Vertical |
| 3/10/2023 12:15 | 0.0152 | Vertical |
| 3/11/2023 6:00 | 0.0071 | Vertical |
| 3/12/2023 0:30 | 0.0065 | Longitudinal |
| 3/13/2023 12:15 | 0.0261 | Longitudinal |
| 3/14/2023 12:00 | 0.0087 | Longitudinal |
| 3/15/2023 15:15 | 0.0109 | Transverse |
| 3/16/2023 12:00 | 0.0174 | Vertical |
| 3/17/2023 15:45 | 0.0164 | Vertical |
| 3/18/2023 23:00 | 0.0071 | Vertical |
| 3/19/2023 15:16 | 0.0068 | Longitudinal |
| 3/20/2023 11:00 | 0.0586 | Transverse |
| 3/21/2023 15:45 | 0.0059 | Longitudinal |
| 3/22/2023 9:15 | 0.0419 | Longitudinal |
| 3/23/2023 13:45 | 0.0524 | Transverse |
| 3/24/2023 11:00 | 0.0202 | Transverse |
| 3/25/2023 22:45 | 0.0071 | Longitudinal |
| 3/26/2023 13:30 | 0.0074 | Vertical |
| 3/27/2023 10:45 | 0.0233 | Longitudinal |
| 3/28/2023 13:59 | 0.0382 | Transverse |
| 3/29/2023 8:30 | 0.0223 | Longitudinal |
| 3/30/2023 13:15 | 0.023 | Transverse |
| 3/31/2023 9:15 | 0.0186 | Transverse |
| 4/1/2023 10:00 | 0.0099 | Longitudinal |
| 4/2/2023 19:30 | 0.0171 | Vertical |
| 4/3/2023 8:30 | 0.0298 | Transverse |
| 4/4/2023 11:45 | 0.0695 | Transverse |
| 4/5/2023 8:45 | 0.0186 | Vertical |

| NE Site Vibration Monitor - Maximum Daily Values | | |
|--|-----------------------------------|---|
| Timestamp | Peak Particle Velocity (in./sec.) | Axis (Longitudinal/Transverse/Vertical) |
| 4/6/2023 13:59 | 0.0512 | Vertical |
| 4/7/2023 10:30 | 0.0109 | Vertical |
| 4/8/2023 9:45 | 0.0084 | Vertical |
| 4/9/2023 12:30 | 0.0074 | Longitudinal |
| 4/10/2023 8:45 | 0.0074 | Transverse |
| 4/11/2023 4:30 | 0.0056 | Longitudinal |
| 4/12/2023 16:46 | 0.031 | Longitudinal |
| 4/13/2023 13:00 | 0.0192 | Transverse |
| 4/14/2023 14:45 | 0.0211 | Vertical |
| 4/15/2023 15:15 | 0.0071 | Longitudinal |
| 4/16/2023 8:45 | 0.0102 | Vertical |
| 4/17/2023 11:00 | 0.0217 | Vertical |
| 4/18/2023 10:45 | 0.0183 | Vertical |
| 4/19/2023 13:59 | 0.0118 | Vertical |
| 4/20/2023 13:00 | 0.0096 | Vertical |
| 4/21/2023 11:30 | 0.022 | Vertical |
| 4/22/2023 9:30 | 0.0633 | Longitudinal |
| 4/23/2023 1:59 | 0.0078 | Longitudinal |
| 4/24/2023 9:45 | 0.009 | Vertical |
| 4/25/2023 12:45 | 0.009 | Longitudinal |
| 4/26/2023 17:15 | 0.0074 | Longitudinal |
| 4/27/2023 12:30 | 0.0344 | Vertical |
| 4/28/2023 8:45 | 0.2209 | Transverse |
| 4/29/2023 16:30 | 0.0074 | Longitudinal |
| 4/30/2023 11:00 | 0.0071 | Vertical |
| 5/1/2023 13:45 | 0.0602 | Vertical |
| 5/2/2023 13:59 | 0.014 | Transverse |
| 5/3/2023 8:45 | 0.0087 | Transverse |
| 5/4/2023 11:30 | 0.0137 | Longitudinal |
| 5/5/2023 14:15 | 0.0732 | Longitudinal |
| 5/6/2023 3:15 | 0.0062 | Longitudinal |
| 5/7/2023 14:15 | 0.0071 | Longitudinal |
| 5/8/2023 13:00 | 0.0127 | Vertical |
| 5/9/2023 8:00 | 0.0177 | Vertical |
| 5/10/2023 17:30 | 0.0078 | Longitudinal |
| 5/11/2023 8:59 | 0.0481 | Vertical |
| 5/12/2023 12:00 | 0.1635 | Longitudinal |
| 5/13/2023 3:00 | 0.0068 | Longitudinal |
| 5/14/2023 14:45 | 0.0078 | Transverse |
| 5/15/2023 9:45 | 0.2458 | Transverse |
| 5/16/2023 13:59 | 0.013 | Transverse |
| 5/17/2023 13:30 | 0.036 | Transverse |
| 5/18/2023 12:30 | 0.0158 | Transverse |

| NE Site Vibration Monitor - Maximum Daily Values | | |
|--|-----------------------------------|---|
| Timestamp | Peak Particle Velocity (in./sec.) | Axis (Longitudinal/Transverse/Vertical) |
| 5/19/2023 12:00 | 0.1164 | Transverse |
| 5/20/2023 11:45 | 0.0065 | Longitudinal |
| 5/21/2023 7:30 | 0.0071 | Longitudinal |
| 5/22/2023 13:00 | 0.0285 | Longitudinal |
| 5/23/2023 11:45 | 0.032 | Vertical |
| 5/24/2023 12:00 | 0.0813 | Vertical |
| 5/25/2023 9:15 | 0.0298 | Transverse |
| 5/26/2023 11:30 | 0.0081 | Longitudinal |
| 5/27/2023 8:00 | 0.0071 | Longitudinal |
| 5/28/2023 10:45 | 0.0071 | Longitudinal |
| 5/29/2023 2:15 | 0.0087 | Longitudinal |
| 5/30/2023 9:30 | 0.0807 | Longitudinal |
| 5/31/2023 10:00 | 0.1005 | Longitudinal |
| 6/1/2023 8:59 | 0.0469 | Transverse |
| 6/2/2023 14:30 | 0.0524 | Transverse |
| 6/3/2023 16:00 | 0.0068 | Longitudinal |
| 6/4/2023 10:45 | 0.0062 | Longitudinal |
| 6/5/2023 16:00 | 0.0841 | Transverse |
| 6/6/2023 12:45 | 0.0661 | Longitudinal |
| 6/7/2023 11:45 | 0.0121 | Longitudinal |
| 6/8/2023 12:45 | 0.0549 | Vertical |
| 6/9/2023 10:15 | 0.0701 | Vertical |
| 6/10/2023 13:45 | 0.0074 | Longitudinal |
| 6/11/2023 22:31 | 0.0074 | Longitudinal |
| 6/12/2023 12:30 | 0.0829 | Vertical |
| 6/13/2023 11:45 | 0.0894 | Transverse |
| 6/14/2023 12:30 | 0.0521 | Vertical |
| 6/15/2023 9:15 | 0.0658 | Vertical |
| 6/16/2023 11:45 | 0.0655 | Longitudinal |
| 6/17/2023 13:45 | 0.0084 | Longitudinal |
| 6/18/2023 13:15 | 0.0078 | Longitudinal |
| 6/19/2023 9:15 | 0.0071 | Longitudinal |
| 6/20/2023 13:00 | 0.1123 | Transverse |
| 6/21/2023 11:00 | 0.0701 | Transverse |
| 6/22/2023 14:15 | 0.0562 | Transverse |
| 6/23/2023 12:15 | 0.0754 | Vertical |
| 6/24/2023 9:15 | 0.0078 | Transverse |
| 6/25/2023 7:30 | 0.0074 | Longitudinal |
| 6/26/2023 11:30 | 0.0999 | Transverse |
| 6/27/2023 14:45 | 0.1493 | Transverse |
| 6/28/2023 14:16 | 0.0791 | Vertical |
| 6/29/2023 12:30 | 0.0487 | Transverse |
| 6/30/2023 15:15 | 0.0683 | Vertical |

| NE Site Vibration Monitor - Maximum Daily Values | | |
|--|-----------------------------------|---|
| Timestamp | Peak Particle Velocity (in./sec.) | Axis (Longitudinal/Transverse/Vertical) |
| 7/1/2023 16:00 | 0.0074 | Longitudinal |
| 7/2/2023 10:45 | 0.0081 | Longitudinal |
| 7/3/2023 11:00 | 0.0763 | Transverse |
| 7/4/2023 21:16 | 0.0168 | Transverse |
| 7/5/2023 13:30 | 0.0338 | Longitudinal |
| 7/6/2023 13:15 | 0.0528 | Longitudinal |
| 7/7/2023 8:45 | 0.0835 | Vertical |
| 7/8/2023 10:15 | 0.0065 | Longitudinal |
| 7/9/2023 1:30 | 0.0053 | Longitudinal |
| 7/10/2023 10:32 | 0.0571 | Transverse |
| 7/11/2023 12:32 | 0.0487 | Vertical |
| 7/12/2023 8:17 | 0.0915 | Vertical |
| 7/13/2023 8:02 | 0.0214 | Vertical |
| 7/14/2023 15:48 | 0.0385 | Transverse |
| 7/15/2023 16:16 | 0.0071 | Longitudinal |
| 7/16/2023 9:45 | 0.0332 | Longitudinal |
| 7/17/2023 11:30 | 0.0348 | Longitudinal |
| 7/18/2023 12:45 | 0.0351 | Vertical |
| 7/19/2023 14:15 | 0.0428 | Vertical |
| 7/20/2023 9:15 | 0.0714 | Vertical |
| 7/21/2023 9:15 | 0.0419 | Vertical |
| 7/22/2023 1:59 | 0.0062 | Vertical |
| 7/23/2023 7:15 | 0.0059 | Vertical |
| 7/24/2023 8:45 | 0.0779 | Longitudinal |
| 7/25/2023 11:15 | 0.0258 | Transverse |
| 7/26/2023 15:45 | 0.0407 | Vertical |
| 7/27/2023 12:00 | 0.0431 | Vertical |
| 7/28/2023 11:00 | 0.0351 | Vertical |
| 7/29/2023 15:15 | 0.0059 | Vertical |
| 7/30/2023 8:45 | 0.0087 | Longitudinal |
| 7/31/2023 17:00 | 0.0385 | Vertical |
| 8/1/2023 11:00 | 0.041 | Vertical |
| 8/2/2023 12:45 | 0.0289 | Longitudinal |
| 8/3/2023 13:30 | 0.0391 | Vertical |
| 8/4/2023 10:00 | 0.0385 | Vertical |
| 8/5/2023 18:15 | 0.0059 | Vertical |
| 8/6/2023 8:00 | 0.0065 | Vertical |
| 8/7/2023 8:15 | 0.0704 | Vertical |
| 8/8/2023 11:00 | 0.0298 | Vertical |
| 8/9/2023 13:59 | 0.0264 | Longitudinal |
| 8/10/2023 10:00 | 0.0258 | Transverse |
| 8/11/2023 8:59 | 0.0729 | Transverse |
| 8/12/2023 19:45 | 0.0059 | Vertical |

| NE Site Vibration Monitor - Maximum Daily Values | | |
|--|-----------------------------------|---|
| Timestamp | Peak Particle Velocity (in./sec.) | Axis (Longitudinal/Transverse/Vertical) |
| 8/13/2023 10:30 | 0.0062 | Vertical |
| 8/14/2023 12:30 | 0.0407 | Vertical |
| 8/15/2023 10:45 | 0.0276 | Vertical |
| 8/16/2023 13:30 | 0.0459 | Longitudinal |
| 8/17/2023 8:45 | 0.0279 | Longitudinal |
| 8/18/2023 11:15 | 0.0282 | Vertical |
| 8/19/2023 15:30 | 0.0074 | Vertical |
| 8/20/2023 13:15 | 0.0068 | Vertical |
| 8/21/2023 8:59 | 0.0279 | Vertical |
| 8/22/2023 15:30 | 0.0102 | Vertical |
| 8/23/2023 10:30 | 0.0146 | Longitudinal |
| 8/24/2023 10:45 | 0.0264 | Longitudinal |
| 8/25/2023 11:45 | 0.0261 | Vertical |
| 8/26/2023 10:30 | 0.014 | Longitudinal |
| 8/27/2023 14:15 | 0.0065 | Vertical |
| 8/28/2023 11:45 | 0.027 | Transverse |
| 8/29/2023 8:59 | 0.0338 | Transverse |
| 8/30/2023 15:30 | 0.036 | Vertical |
| 8/31/2023 11:45 | 0.0298 | Vertical |
| 9/1/2023 16:15 | 0.059 | Longitudinal |
| 9/2/2023 13:59 | 0.0071 | Vertical |
| 9/3/2023 9:45 | 0.0071 | Vertical |
| 9/4/2023 15:30 | 0.0065 | Vertical |
| 9/5/2023 12:00 | 0.0689 | Vertical |
| 9/6/2023 8:30 | 0.036 | Vertical |
| 9/7/2023 9:30 | 0.1381 | Transverse |
| 9/8/2023 15:45 | 0.1154 | Transverse |
| 9/9/2023 1:59 | 0.0065 | Vertical |
| 9/10/2023 11:30 | 0.0071 | Vertical |
| 9/11/2023 14:45 | 0.0717 | Vertical |
| 9/12/2023 9:45 | 0.2545 | Vertical |
| 9/13/2023 16:30 | 0.117 | Vertical |
| 9/14/2023 13:45 | 0.1586 | Vertical |
| 9/15/2023 12:45 | 0.0959 | Vertical |
| 9/16/2023 15:45 | 0.0071 | Vertical |
| 9/17/2023 15:45 | 0.0071 | Vertical |
| 9/18/2023 17:02 | 0.2178 | Vertical |
| 9/19/2023 11:45 | 0.0956 | Vertical |
| 9/20/2023 14:30 | 0.0906 | Vertical |
| 9/21/2023 8:59 | 0.0841 | Longitudinal |
| 9/22/2023 10:15 | 0.1021 | Vertical |
| 9/23/2023 18:45 | 0.0068 | Vertical |
| 9/24/2023 10:45 | 0.0062 | Vertical |

| NE Site Vibration Monitor - Maximum Daily Values | | |
|--|-----------------------------------|---|
| Timestamp | Peak Particle Velocity (in./sec.) | Axis (Longitudinal/Transverse/Vertical) |
| 9/25/2023 8:45 | 0.0661 | Longitudinal |
| 9/26/2023 11:15 | 0.0434 | Transverse |
| 9/27/2023 8:59 | 0.085 | Longitudinal |
| 9/28/2023 9:45 | 0.1524 | Transverse |
| 9/29/2023 12:30 | 0.1297 | Longitudinal |
| 9/30/2023 12:45 | 0.0081 | Vertical |
| 10/1/2023 13:00 | 0.0074 | Vertical |
| 10/2/2023 15:45 | 0.0605 | Transverse |
| 10/3/2023 9:45 | 0.0633 | Transverse |
| 10/4/2023 12:45 | 0.0208 | Vertical |
| 10/5/2023 8:15 | 0.0102 | Vertical |
| 10/6/2023 17:30 | 0.0304 | Transverse |
| 10/7/2023 20:30 | 0.0065 | Vertical |
| 10/8/2023 13:45 | 0.0062 | Vertical |
| 10/9/2023 13:45 | 0.0078 | Vertical |
| 10/10/2023 10:00 | 0.0332 | Transverse |
| 10/11/2023 11:00 | 0.0701 | Longitudinal |
| 10/12/2023 15:45 | 0.049 | Vertical |
| 10/13/2023 8:15 | 0.2237 | Transverse |
| 10/14/2023 14:45 | 0.0065 | Vertical |
| 10/15/2023 14:46 | 0.0059 | Vertical |
| 10/16/2023 8:46 | 0.0763 | Vertical |
| 10/17/2023 9:30 | 0.0984 | Vertical |
| 10/18/2023 14:46 | 0.0968 | Vertical |
| 10/19/2023 17:31 | 0.085 | Vertical |
| 10/20/2023 12:30 | 0.0915 | Vertical |
| 10/21/2023 23:31 | 0.0071 | Vertical |
| 10/22/2023 11:00 | 0.0071 | Vertical |
| 10/23/2023 12:15 | 0.0723 | Vertical |
| 10/24/2023 15:01 | 0.0382 | Longitudinal |
| 10/25/2023 16:46 | 0.1375 | Transverse |
| 10/26/2023 7:54 | 0.1055 | Vertical |
| 10/27/2023 12:45 | 0.0211 | Transverse |
| 10/28/2023 11:16 | 0.0059 | Vertical |
| 10/29/2023 13:15 | 0.0056 | Vertical |
| 10/30/2023 8:30 | 0.018 | Vertical |
| 10/31/2023 8:30 | 0.0183 | Vertical |
| 11/1/2023 12:15 | 0.0143 | Vertical |
| 11/2/2023 11:16 | 0.0748 | Vertical |
| 11/3/2023 10:15 | 0.1043 | Transverse |
| 11/4/2023 15:16 | 0.0062 | Vertical |
| 11/5/2023 12:46 | 0.0059 | Vertical |
| 11/6/2023 8:30 | 0.094 | Transverse |

| NE Site Vibration Monitor - Maximum Daily Values | | |
|--|-----------------------------------|---|
| Timestamp | Peak Particle Velocity (in./sec.) | Axis (Longitudinal/Transverse/Vertical) |
| 11/7/2023 10:01 | 0.0869 | Transverse |
| 11/8/2023 10:02 | 0.1884 | Transverse |
| 11/9/2023 15:13 | 0.1229 | Vertical |
| 11/10/2023 13:42 | 0.085 | Vertical |
| 11/11/2023 19:15 | 0.0059 | Vertical |
| 11/12/2023 14:59 | 0.0056 | Vertical |
| 11/13/2023 16:00 | 0.1583 | Transverse |
| 11/14/2023 8:16 | 0.1778 | Longitudinal |
| 11/15/2023 8:15 | 0.2157 | Vertical |
| 11/16/2023 10:46 | 0.0416 | Longitudinal |
| 11/17/2023 8:45 | 0.0242 | Vertical |
| 11/18/2023 10:30 | 0.0062 | Vertical |
| 11/19/2023 14:15 | 0.0065 | Vertical |
| 11/20/2023 8:00 | 0.1437 | Vertical |
| 11/21/2023 17:30 | 0.1092 | Longitudinal |
| 11/22/2023 10:46 | 0.0524 | Transverse |
| 11/23/2023 0:30 | 0.009 | Longitudinal |
| 11/24/2023 7:45 | 0.0096 | Vertical |
| 11/25/2023 20:30 | 0.0065 | Vertical |
| 11/26/2023 10:46 | 0.0106 | Vertical |
| 11/27/2023 8:15 | 0.0946 | Vertical |
| 11/28/2023 8:15 | 0.0298 | Transverse |
| 11/29/2023 16:45 | 0.0853 | Longitudinal |
| 11/30/2023 11:17 | 0.1024 | Vertical |
| 12/1/2023 16:31 | 0.0239 | Transverse |
| 12/2/2023 10:45 | 0.0078 | Vertical |
| 12/3/2023 7:30 | 0.0071 | Vertical |
| 12/4/2023 6:30 | 0.0084 | Vertical |
| 12/5/2023 8:30 | 0.0481 | Vertical |
| 12/6/2023 8:45 | 0.1431 | Transverse |
| 12/7/2023 16:30 | 0.0317 | Transverse |
| 12/8/2023 8:15 | 0.0254 | Transverse |
| 12/9/2023 8:59 | 0.0084 | Vertical |
| 12/10/2023 12:30 | 0.0081 | Vertical |
| 12/11/2023 14:15 | 0.0481 | Transverse |
| 12/12/2023 15:45 | 0.0689 | Vertical |
| 12/13/2023 9:15 | 0.0717 | Vertical |
| 12/14/2023 10:00 | 0.036 | Vertical |
| 12/15/2023 13:30 | 0.0174 | Transverse |
| 12/16/2023 20:59 | 0.0096 | Vertical |
| 12/17/2023 0:15 | 0.0071 | Vertical |
| 12/18/2023 8:15 | 0.0658 | Longitudinal |
| 12/19/2023 9:47 | 0.0524 | Transverse |

| NE Site Vibration Monitor - Maximum Daily Values | | |
|--|-----------------------------------|---|
| Timestamp | Peak Particle Velocity (in./sec.) | Axis (Longitudinal/Transverse/Vertical) |
| 12/20/2023 15:30 | 0.1179 | Transverse |
| 12/21/2023 8:30 | 0.076 | Longitudinal |
| 12/22/2023 9:15 | 0.0819 | Transverse |
| 12/23/2023 7:17 | 0.0081 | Vertical |
| 12/24/2023 8:02 | 0.0112 | Longitudinal |
| 12/25/2023 13:17 | 0.0078 | Vertical |
| 12/26/2023 10:02 | 0.027 | Vertical |
| 12/27/2023 12:54 | 0.1837 | Vertical |
| 12/28/2023 9:45 | 0.1086 | Transverse |
| 12/29/2023 14:59 | 0.0735 | Transverse |
| 12/30/2023 11:45 | 0.0078 | Vertical |
| 12/31/2023 17:15 | 0.0087 | Vertical |
| 1/1/2024 1:45 | 0.0071 | Vertical |
| 1/2/2024 14:45 | 0.0717 | Transverse |
| 1/3/2024 10:15 | 0.0605 | Transverse |
| 1/4/2024 10:30 | 0.0981 | Longitudinal |
| 1/5/2024 9:15 | 0.0981 | Transverse |
| 1/6/2024 16:46 | 0.0106 | Longitudinal |
| 1/7/2024 18:30 | 0.0065 | Vertical |
| 1/8/2024 12:45 | 0.0915 | Vertical |
| 1/9/2024 9:30 | 0.067 | Transverse |
| 1/10/2024 14:15 | 0.0528 | Transverse |
| 1/11/2024 15:45 | 0.0506 | Transverse |
| 1/12/2024 12:47 | 0.0472 | Transverse |
| 1/13/2024 7:45 | 0.0053 | Vertical |
| 1/14/2024 11:32 | 0.0053 | Vertical |
| 1/15/2024 6:09 | 0.0366 | Transverse |
| 1/16/2024 14:15 | 0.0447 | Vertical |
| 1/17/2024 13:30 | 0.0332 | Transverse |
| 1/18/2024 16:30 | 0.0459 | Transverse |
| 1/19/2024 9:45 | 0.023 | Longitudinal |
| 1/20/2024 0:00 | 0.005 | Vertical |
| 1/21/2024 13:15 | 0.005 | Vertical |
| 1/22/2024 12:15 | 0.0295 | Longitudinal |
| 1/23/2024 11:32 | 0.0416 | Longitudinal |
| 1/24/2024 15:32 | 0.0313 | Longitudinal |
| 1/25/2024 8:32 | 0.0174 | Transverse |
| 1/26/2024 13:20 | 0.3097 | Transverse |
| 1/27/2024 8:47 | 0.0065 | Vertical |
| 1/28/2024 1:32 | 0.0081 | Vertical |
| 1/29/2024 14:30 | 0.0717 | Longitudinal |
| 1/30/2024 8:30 | 0.0937 | Transverse |
| 1/31/2024 13:30 | 0.0484 | Vertical |

| NE Site Vibration Monitor - Maximum Daily Values | | |
|--|-----------------------------------|---|
| Timestamp | Peak Particle Velocity (in./sec.) | Axis (Longitudinal/Transverse/Vertical) |
| 2/1/2024 8:46 | 0.0211 | Longitudinal |
| 2/2/2024 10:00 | 0.031 | Vertical |
| 2/3/2024 12:00 | 0.0102 | Vertical |
| 2/4/2024 10:45 | 0.0078 | Vertical |
| 2/5/2024 16:59 | 0.0124 | Longitudinal |
| 2/6/2024 12:31 | 0.0254 | Longitudinal |
| 2/7/2024 15:46 | 0.0227 | Vertical |
| 2/8/2024 9:31 | 0.0183 | Vertical |
| 2/9/2024 8:30 | 0.0453 | Longitudinal |
| 2/10/2024 16:15 | 0.0062 | Longitudinal |
| 2/11/2024 12:45 | 0.005 | Longitudinal |
| 2/12/2024 14:01 | 0.014 | Vertical |
| 2/13/2024 14:30 | 0.0155 | Transverse |
| 2/14/2024 10:59 | 0.0211 | Vertical |
| 2/15/2024 9:30 | 0.0189 | Vertical |
| 2/16/2024 16:45 | 0.0096 | Transverse |
| 2/17/2024 6:45 | 0.0078 | Longitudinal |
| 2/18/2024 15:45 | 0.0062 | Vertical |
| 2/19/2024 9:30 | 0.0053 | Vertical |
| 2/20/2024 9:15 | 0.0214 | Transverse |
| 2/21/2024 14:15 | 0.0214 | Longitudinal |
| 2/22/2024 8:31 | 0.023 | Transverse |
| 2/23/2024 15:46 | 0.0267 | Vertical |
| 2/24/2024 22:45 | 0.0059 | Vertical |
| 2/25/2024 18:45 | 0.0068 | Vertical |
| 2/26/2024 16:16 | 0.0118 | Longitudinal |
| 2/27/2024 8:59 | 0.0056 | Transverse |
| 2/28/2024 11:16 | 0.027 | Longitudinal |
| 2/29/2024 11:45 | 0.0357 | Longitudinal |
| 3/1/2024 10:30 | 0.0118 | Transverse |
| 3/2/2024 13:45 | 0.0065 | Vertical |
| 3/3/2024 12:45 | 0.0062 | Vertical |
| 3/4/2024 19:16 | 0.0062 | Vertical |
| 3/5/2024 9:30 | 0.0214 | Longitudinal |
| 3/6/2024 12:00 | 0.058 | Longitudinal |
| 3/7/2024 15:45 | 0.1117 | Longitudinal |
| 3/8/2024 8:59 | 0.0689 | Vertical |
| 3/9/2024 11:30 | 0.0078 | Transverse |
| 3/10/2024 1:15 | 0.0056 | Vertical |
| 3/11/2024 12:16 | 0.2411 | Longitudinal |
| 3/12/2024 13:00 | 0.099 | Vertical |
| 3/13/2024 11:00 | 0.1486 | Vertical |
| 3/14/2024 10:45 | 0.1893 | Longitudinal |

| NE Site Vibration Monitor - Maximum Daily Values | | |
|--|-----------------------------------|---|
| Timestamp | Peak Particle Velocity (in./sec.) | Axis (Longitudinal/Transverse/Vertical) |
| 3/15/2024 8:14 | 2.3422 | Longitudinal |
| 3/16/2024 9:01 | 0.0062 | Vertical |
| 3/17/2024 12:15 | 0.0335 | Transverse |
| 3/18/2024 8:14 | 1.9435 | Longitudinal |
| 3/19/2024 14:15 | 0.1939 | Vertical |
| 3/20/2024 8:55 | 2.5181 | Vertical |
| 3/21/2024 15:45 | 0.0922 | Transverse |
| 3/22/2024 8:45 | 0.054 | Vertical |
| 3/23/2024 2:31 | 0.0348 | Vertical |
| 3/24/2024 13:45 | 0.0127 | Longitudinal |
| 3/25/2024 11:00 | 0.0627 | Longitudinal |
| 3/26/2024 8:15 | 0.0307 | Vertical |
| 3/27/2024 13:46 | 0.013 | Longitudinal |
| 3/28/2024 9:59 | 0.0723 | Longitudinal |
| 3/29/2024 11:16 | 0.0521 | Longitudinal |
| 3/30/2024 1:16 | 0.0025 | Transverse |
| 3/31/2024 15:16 | 0.0056 | Transverse |
| 4/1/2024 16:16 | 0.0974 | Vertical |
| 4/2/2024 16:31 | 0.0974 | Vertical |
| 4/3/2024 10:30 | 0.1288 | Longitudinal |
| 4/4/2024 11:46 | 0.0891 | Transverse |
| 4/5/2024 13:45 | 0.0611 | Vertical |
| 4/6/2024 22:15 | 0.009 | Transverse |
| 4/7/2024 16:16 | 0.0062 | Longitudinal |
| 4/8/2024 16:31 | 0.0835 | Vertical |
| 4/9/2024 16:16 | 0.0531 | Vertical |
| 4/10/2024 8:44 | 0.1052 | Longitudinal |
| 4/11/2024 15:59 | 0.0866 | Vertical |
| 4/12/2024 16:16 | 0.0965 | Vertical |
| 4/13/2024 15:16 | 0.0059 | Vertical |
| 4/14/2024 14:45 | 0.0059 | Vertical |

| NW Site Vibration Monitor - Maximum Daily Values | | |
|--|-----------------------------------|---|
| Timestamp | Peak Particle Velocity (in./sec.) | Axis (Longitudinal/Transverse/Vertical) |
| 2/22/2023 6:45 | 0.0586 | Longitudinal |
| 2/23/2023 7:45 | 0.0348 | Longitudinal |
| 2/24/2023 10:15 | 0.0326 | Longitudinal |
| 2/25/2023 8:30 | 0.018 | Longitudinal |
| 2/26/2023 4:16 | 0.0164 | Longitudinal |
| 2/27/2023 5:00 | 0.1036 | Vertical |
| 2/28/2023 3:15 | 0.0959 | Vertical |
| 3/1/2023 4:31 | 0.0813 | Vertical |
| 3/2/2023 6:15 | 0.0751 | Transverse |
| 3/3/2023 8:30 | 0.063 | Vertical |
| 3/4/2023 3:15 | 0.0211 | Vertical |
| 3/5/2023 8:30 | 0.022 | Vertical |
| 3/6/2023 5:01 | 0.0965 | Vertical |
| 3/7/2023 15:24 | 1.4162 | Vertical |
| 3/8/2023 13:30 | 0.1061 | Vertical |
| 3/9/2023 15:15 | 0.0611 | Transverse |
| 3/10/2023 23:15 | 0.0186 | Vertical |
| 3/11/2023 6:00 | 0.0227 | Vertical |
| 3/12/2023 5:15 | 0.0211 | Vertical |
| 3/13/2023 15:45 | 0.0289 | Vertical |
| 3/14/2023 3:30 | 0.0199 | Vertical |
| 3/15/2023 15:45 | 0.0717 | Vertical |
| 3/16/2023 11:45 | 0.0363 | Longitudinal |
| 3/17/2023 8:59 | 0.0403 | Longitudinal |
| 3/18/2023 23:00 | 0.0223 | Vertical |
| 3/19/2023 18:00 | 0.0214 | Vertical |
| 3/20/2023 15:30 | 0.1477 | Vertical |
| 3/21/2023 15:15 | 0.0639 | Vertical |
| 3/22/2023 9:00 | 0.0351 | Vertical |
| 3/23/2023 15:15 | 0.0428 | Vertical |
| 3/24/2023 15:00 | 0.0317 | Vertical |
| 3/25/2023 11:00 | 0.0214 | Vertical |
| 3/26/2023 8:00 | 0.022 | Vertical |
| 3/27/2023 11:00 | 0.0459 | Vertical |
| 3/28/2023 13:59 | 0.0797 | Vertical |
| 3/29/2023 12:15 | 0.0618 | Vertical |
| 3/30/2023 15:00 | 0.086 | Vertical |
| 3/31/2023 15:16 | 0.4524 | Vertical |
| 4/1/2023 18:00 | 0.022 | Vertical |
| 4/2/2023 19:15 | 0.0227 | Vertical |
| 4/3/2023 12:27 | 1.5224 | Vertical |
| 4/4/2023 13:07 | 0.4692 | Vertical |
| 4/5/2023 14:42 | 0.5129 | Longitudinal |

| NW Site Vibration Monitor - Maximum Daily Values | | |
|--|-----------------------------------|---|
| Timestamp | Peak Particle Velocity (in./sec.) | Axis (Longitudinal/Transverse/Vertical) |
| 4/6/2023 15:00 | 0.0847 | Vertical |
| 4/7/2023 15:30 | 0.0509 | Vertical |
| 4/8/2023 1:59 | 0.023 | Vertical |
| 4/9/2023 12:30 | 0.022 | Vertical |
| 4/10/2023 15:30 | 0.0943 | Vertical |
| 4/11/2023 15:15 | 0.0788 | Vertical |
| 4/12/2023 16:30 | 0.0515 | Vertical |
| 4/13/2023 15:15 | 0.0627 | Vertical |
| 4/14/2023 15:30 | 0.0614 | Vertical |
| 4/15/2023 13:15 | 0.0264 | Vertical |
| 4/16/2023 21:15 | 0.0242 | Vertical |
| 4/17/2023 15:15 | 0.059 | Vertical |
| 4/18/2023 15:30 | 0.0413 | Vertical |
| 4/19/2023 22:30 | 0.0258 | Longitudinal |
| 4/20/2023 15:30 | 0.1126 | Longitudinal |
| 4/21/2023 8:15 | 0.1012 | Longitudinal |
| 4/22/2023 10:45 | 0.022 | Vertical |
| 4/23/2023 11:00 | 0.0245 | Vertical |
| 4/24/2023 15:30 | 0.0298 | Vertical |
| 4/25/2023 15:30 | 0.0667 | Vertical |
| 4/26/2023 7:00 | 0.045 | Longitudinal |
| 4/27/2023 7:15 | 0.0543 | Longitudinal |
| 4/28/2023 10:00 | 0.58 | Vertical |
| 4/29/2023 21:45 | 0.023 | Vertical |
| 4/30/2023 22:00 | 0.0239 | Vertical |
| 5/1/2023 13:45 | 0.0596 | Vertical |
| 5/2/2023 15:45 | 0.0487 | Vertical |
| 5/3/2023 8:00 | 0.0407 | Vertical |
| 5/4/2023 15:45 | 0.0732 | Vertical |
| 5/5/2023 10:00 | 0.0506 | Longitudinal |
| 5/6/2023 13:15 | 0.0233 | Vertical |
| 5/7/2023 8:15 | 0.0233 | Vertical |
| 5/8/2023 8:45 | 0.0267 | Longitudinal |
| 5/9/2023 15:45 | 0.0239 | Vertical |
| 5/10/2023 17:30 | 0.0236 | Vertical |
| 5/11/2023 8:15 | 0.0372 | Longitudinal |
| 5/12/2023 15:15 | 0.0621 | Vertical |
| 5/13/2023 6:45 | 0.0251 | Vertical |
| 5/14/2023 11:00 | 0.0236 | Vertical |
| 5/15/2023 12:45 | 0.1294 | Longitudinal |
| 5/16/2023 8:15 | 0.1427 | Vertical |
| 5/17/2023 14:17 | 0.0382 | Vertical |
| 5/18/2023 11:30 | 0.032 | Vertical |

| NW Site Vibration Monitor - Maximum Daily Values | | |
|--|-----------------------------------|---|
| Timestamp | Peak Particle Velocity (in./sec.) | Axis (Longitudinal/Transverse/Vertical) |
| 5/19/2023 14:15 | 0.04 | Vertical |
| 5/20/2023 19:15 | 0.0223 | Vertical |
| 5/21/2023 7:30 | 0.0248 | Vertical |
| 5/22/2023 12:00 | 0.1446 | Vertical |
| 5/23/2023 10:00 | 0.077 | Longitudinal |
| 5/24/2023 10:32 | 0.094 | Vertical |
| 5/25/2023 9:12 | 1.1537 | Transverse |
| 5/26/2023 8:32 | 0.0462 | Longitudinal |
| 5/27/2023 10:32 | 0.0239 | Vertical |
| 5/28/2023 1:45 | 0.0223 | Vertical |
| 5/29/2023 8:17 | 0.0251 | Vertical |
| 5/30/2023 13:47 | 0.4202 | Vertical |
| 5/31/2023 10:32 | 0.0496 | Vertical |
| 6/1/2023 12:41 | 0.3187 | Vertical |
| 6/2/2023 9:45 | 0.1021 | Vertical |
| 6/3/2023 5:15 | 0.0357 | Vertical |
| 6/4/2023 18:15 | 0.0279 | Vertical |
| 6/5/2023 13:30 | 0.1623 | Vertical |
| 6/6/2023 13:59 | 0.1558 | Vertical |
| 6/7/2023 15:00 | 0.072 | Vertical |
| 6/8/2023 15:30 | 0.0925 | Vertical |
| 6/9/2023 13:00 | 0.0382 | Vertical |
| 6/10/2023 9:45 | 0.0292 | Vertical |
| 6/11/2023 16:00 | 0.0289 | Vertical |
| 6/12/2023 8:00 | 0.0559 | Vertical |
| 6/13/2023 13:59 | 0.1626 | Transverse |
| 6/14/2023 11:15 | 0.202 | Vertical |
| 6/15/2023 10:15 | 0.0658 | Vertical |
| 6/16/2023 14:16 | 0.0344 | Vertical |
| 6/17/2023 8:45 | 0.0261 | Vertical |
| 6/18/2023 13:15 | 0.0317 | Vertical |
| 6/19/2023 15:00 | 0.041 | Vertical |
| 6/20/2023 15:45 | 0.058 | Vertical |
| 6/21/2023 14:15 | 0.0434 | Vertical |
| 6/22/2023 10:30 | 0.09 | Vertical |
| 6/23/2023 8:15 | 0.0419 | Vertical |
| 6/24/2023 13:15 | 0.0267 | Vertical |
| 6/25/2023 7:30 | 0.0251 | Vertical |
| 6/26/2023 15:00 | 0.0981 | Vertical |
| 6/27/2023 13:15 | 0.0915 | Vertical |
| 6/28/2023 8:30 | 0.0686 | Vertical |
| 6/29/2023 8:00 | 0.049 | Vertical |
| 6/30/2023 14:15 | 0.0664 | Vertical |

| NW Site Vibration Monitor - Maximum Daily Values | | |
|--|-----------------------------------|---|
| Timestamp | Peak Particle Velocity (in./sec.) | Axis (Longitudinal/Transverse/Vertical) |
| 7/1/2023 16:00 | 0.0258 | Vertical |
| 7/2/2023 11:45 | 0.0289 | Vertical |
| 7/3/2023 9:15 | 0.0624 | Vertical |
| 7/4/2023 22:17 | 0.0605 | Vertical |
| 7/5/2023 9:47 | 0.0487 | Transverse |
| 7/6/2023 14:45 | 0.0667 | Longitudinal |
| 7/7/2023 14:32 | 0.1511 | Vertical |
| 7/8/2023 10:17 | 0.0289 | Vertical |
| 7/9/2023 11:17 | 0.0273 | Vertical |
| 7/10/2023 16:30 | 0.072 | Longitudinal |
| 7/11/2023 15:00 | 0.0528 | Vertical |
| 7/12/2023 16:30 | 0.0493 | Vertical |
| 7/13/2023 14:16 | 0.0543 | Vertical |
| 7/14/2023 16:59 | 0.1102 | Vertical |
| 7/15/2023 16:15 | 0.0282 | Vertical |
| 7/16/2023 23:00 | 0.032 | Vertical |
| 7/17/2023 15:47 | 0.0931 | Longitudinal |
| 7/18/2023 11:00 | 0.104 | Vertical |
| 7/19/2023 10:31 | 0.1936 | Vertical |
| 7/20/2023 11:00 | 0.0372 | Vertical |
| 7/21/2023 13:15 | 0.0695 | Vertical |
| 7/22/2023 16:15 | 0.0239 | Vertical |
| 7/23/2023 11:45 | 0.0189 | Vertical |
| 7/24/2023 9:30 | 0.1272 | Vertical |
| 7/25/2023 9:30 | 0.1167 | Vertical |
| 7/26/2023 16:00 | 0.1201 | Vertical |
| 7/27/2023 8:45 | 0.1347 | Vertical |
| 7/28/2023 10:00 | 0.1064 | Vertical |
| 7/29/2023 11:15 | 0.0245 | Vertical |
| 7/30/2023 16:30 | 0.0205 | Vertical |
| 7/31/2023 16:15 | 0.162 | Vertical |
| 8/1/2023 13:59 | 0.1651 | Vertical |
| 8/2/2023 16:00 | 0.1598 | Vertical |
| 8/3/2023 11:15 | 0.1257 | Vertical |
| 8/4/2023 10:15 | 0.1493 | Vertical |
| 8/5/2023 1:30 | 0.0267 | Vertical |
| 8/6/2023 6:15 | 0.0192 | Vertical |
| 8/7/2023 14:15 | 0.1974 | Longitudinal |
| 8/8/2023 12:15 | 0.1638 | Vertical |
| 8/9/2023 16:15 | 0.2166 | Vertical |
| 8/10/2023 8:55 | 0.3717 | Longitudinal |
| 8/11/2023 11:07 | 0.3494 | Longitudinal |
| 8/12/2023 1:30 | 0.0211 | Vertical |

| NW Site Vibration Monitor - Maximum Daily Values | | |
|--|-----------------------------------|---|
| Timestamp | Peak Particle Velocity (in./sec.) | Axis (Longitudinal/Transverse/Vertical) |
| 8/13/2023 22:15 | 0.0199 | Vertical |
| 8/14/2023 8:45 | 0.1514 | Transverse |
| 8/15/2023 11:15 | 0.2417 | Vertical |
| 8/16/2023 13:12 | 1.2487 | Longitudinal |
| 8/17/2023 10:00 | 0.256 | Longitudinal |
| 8/18/2023 11:17 | 1.4271 | Longitudinal |
| 8/19/2023 10:45 | 0.0239 | Vertical |
| 8/20/2023 16:45 | 0.0317 | Vertical |
| 8/21/2023 11:45 | 0.0959 | Longitudinal |
| 8/22/2023 12:00 | 0.1126 | Longitudinal |
| 8/23/2023 8:30 | 0.0292 | Transverse |
| 8/24/2023 10:45 | 0.2532 | Vertical |
| 8/25/2023 12:46 | 0.6687 | Transverse |
| 8/26/2023 19:31 | 0.0261 | Vertical |
| 8/27/2023 19:15 | 0.0233 | Vertical |
| 8/28/2023 15:21 | 0.6653 | Vertical |
| 8/29/2023 9:15 | 0.2259 | Vertical |
| 8/30/2023 12:30 | 0.0645 | Vertical |
| 8/31/2023 9:15 | 0.1126 | Vertical |
| 9/1/2023 13:03 | 0.4192 | Vertical |
| 9/2/2023 11:00 | 0.0192 | Vertical |
| 9/3/2023 13:59 | 0.0227 | Vertical |
| 9/4/2023 16:30 | 0.022 | Vertical |
| 9/5/2023 8:45 | 0.2464 | Vertical |
| 9/6/2023 9:15 | 0.076 | Longitudinal |
| 9/7/2023 12:00 | 0.0285 | Vertical |
| 9/8/2023 10:00 | 0.032 | Vertical |
| 9/9/2023 13:45 | 0.0279 | Vertical |
| 9/10/2023 5:16 | 0.0295 | Vertical |
| 9/11/2023 15:00 | 0.13 | Vertical |
| 9/12/2023 13:45 | 0.1607 | Transverse |
| 9/13/2023 10:45 | 0.0915 | Vertical |
| 9/14/2023 10:45 | 0.1223 | Longitudinal |
| 9/15/2023 8:30 | 0.1418 | Vertical |
| 9/16/2023 11:45 | 0.0282 | Vertical |
| 9/17/2023 17:01 | 0.0425 | Vertical |
| 9/18/2023 14:45 | 0.0642 | Transverse |
| 9/19/2023 15:31 | 0.085 | Vertical |
| 9/20/2023 8:31 | 0.0528 | Longitudinal |
| 9/21/2023 9:45 | 0.198 | Vertical |
| 9/22/2023 14:30 | 0.1396 | Transverse |
| 9/23/2023 11:15 | 0.0298 | Vertical |
| 9/24/2023 10:45 | 0.0233 | Vertical |

| NW Site Vibration Monitor - Maximum Daily Values | | |
|--|-----------------------------------|---|
| Timestamp | Peak Particle Velocity (in./sec.) | Axis (Longitudinal/Transverse/Vertical) |
| 9/25/2023 15:15 | 0.1468 | Vertical |
| 9/26/2023 15:27 | 0.4527 | Transverse |
| 9/27/2023 16:15 | 0.0664 | Vertical |
| 9/28/2023 19:30 | 0.0251 | Vertical |
| 9/29/2023 8:15 | 0.0506 | Vertical |
| 9/30/2023 12:45 | 0.0233 | Vertical |
| 10/1/2023 23:01 | 0.023 | Vertical |
| 10/2/2023 15:46 | 0.0633 | Transverse |
| 10/3/2023 8:47 | 0.3916 | Transverse |
| 10/4/2023 9:39 | 0.3693 | Vertical |
| 10/5/2023 8:30 | 0.0999 | Longitudinal |
| 10/6/2023 18:00 | 0.1238 | Vertical |
| 10/7/2023 12:30 | 0.0233 | Vertical |
| 10/8/2023 15:45 | 0.0304 | Vertical |
| 10/9/2023 9:15 | 0.0354 | Vertical |
| 10/10/2023 10:46 | 0.0605 | Longitudinal |
| 10/11/2023 10:45 | 0.1297 | Transverse |
| 10/12/2023 9:16 | 0.1524 | Longitudinal |
| 10/13/2023 14:30 | 0.1266 | Longitudinal |
| 10/14/2023 13:45 | 0.0264 | Vertical |
| 10/15/2023 16:31 | 0.0202 | Vertical |
| 10/16/2023 15:30 | 0.2042 | Vertical |
| 10/17/2023 17:45 | 0.0909 | Longitudinal |
| 10/18/2023 15:15 | 0.0447 | Vertical |
| 10/19/2023 17:45 | 0.0776 | Vertical |
| 10/20/2023 12:16 | 0.179 | Vertical |
| 10/21/2023 0:45 | 0.0295 | Vertical |
| 10/22/2023 19:15 | 0.0323 | Vertical |
| 10/23/2023 8:59 | 0.0528 | Vertical |
| 10/24/2023 15:59 | 0.1114 | Vertical |
| 10/25/2023 16:16 | 0.0695 | Vertical |
| 10/26/2023 12:45 | 0.0478 | Vertical |
| 10/27/2023 16:45 | 0.0981 | Longitudinal |
| 10/28/2023 20:45 | 0.0096 | Transverse |
| 10/29/2023 5:30 | 0.0084 | Longitudinal |
| 10/30/2023 15:01 | 0.0875 | Longitudinal |
| 10/31/2023 11:15 | 0.0791 | Longitudinal |
| 11/1/2023 10:17 | 0.7097 | Longitudinal |
| 11/2/2023 12:15 | 0.3283 | Transverse |
| 11/3/2023 9:45 | 0.0856 | Longitudinal |
| 11/4/2023 16:31 | 0.0096 | Transverse |
| 11/5/2023 9:45 | 0.009 | Transverse |
| 11/6/2023 12:06 | 0.6315 | Vertical |

| NW Site Vibration Monitor - Maximum Daily Values | | |
|--|-----------------------------------|---|
| Timestamp | Peak Particle Velocity (in./sec.) | Axis (Longitudinal/Transverse/Vertical) |
| 11/7/2023 8:31 | 0.117 | Vertical |
| 11/8/2023 7:46 | 0.1679 | Longitudinal |
| 11/9/2023 9:12 | 0.4127 | Vertical |
| 11/10/2023 10:45 | 0.0307 | Vertical |
| 11/11/2023 20:00 | 0.0565 | Vertical |
| 11/12/2023 18:47 | 0.0341 | Vertical |
| 11/13/2023 9:07 | 0.3047 | Transverse |
| 11/14/2023 10:15 | 0.0869 | Vertical |
| 11/15/2023 9:45 | 0.0856 | Vertical |
| 11/16/2023 8:45 | 0.1188 | Vertical |
| 11/17/2023 9:16 | 0.2672 | Vertical |
| 11/18/2023 21:15 | 0.0338 | Longitudinal |
| 11/19/2023 15:30 | 0.0292 | Vertical |
| 11/20/2023 10:00 | 0.0909 | Vertical |
| 11/21/2023 16:59 | 0.1471 | Vertical |
| 11/22/2023 8:15 | 0.0649 | Vertical |
| 11/23/2023 14:59 | 0.0189 | Vertical |
| 11/24/2023 14:30 | 0.0239 | Vertical |
| 11/25/2023 11:45 | 0.0366 | Vertical |
| 11/26/2023 21:30 | 0.0351 | Vertical |
| 11/27/2023 12:39 | 6.6598 | Vertical |
| 11/28/2023 12:00 | 0.0739 | Longitudinal |
| 11/29/2023 10:16 | 0.2408 | Vertical |
| 11/30/2023 16:00 | 0.072 | Vertical |
| 12/1/2023 16:00 | 0.1747 | Vertical |
| 12/2/2023 16:15 | 0.0431 | Vertical |
| 12/3/2023 12:59 | 0.0214 | Vertical |
| 12/4/2023 10:16 | 0.0304 | Vertical |
| 12/5/2023 15:45 | 0.0844 | Vertical |
| 12/6/2023 10:30 | 0.1415 | Vertical |
| 12/7/2023 8:00 | 0.049 | Vertical |
| 12/8/2023 12:28 | 0.3454 | Vertical |
| 12/9/2023 19:45 | 0.0239 | Vertical |
| 12/10/2023 6:59 | 0.0236 | Vertical |
| 12/11/2023 16:01 | 0.121 | Vertical |
| 12/12/2023 9:30 | 0.0962 | Vertical |
| 12/13/2023 8:15 | 0.0475 | Vertical |
| 12/14/2023 9:30 | 0.1325 | Longitudinal |
| 12/15/2023 21:30 | 0.0472 | Vertical |
| 12/16/2023 9:16 | 0.0267 | Vertical |
| 12/17/2023 18:01 | 0.0239 | Vertical |
| 12/18/2023 15:45 | 0.0825 | Longitudinal |
| 12/19/2023 16:31 | 0.1077 | Vertical |

| NW Site Vibration Monitor - Maximum Daily Values | | |
|--|-----------------------------------|---|
| Timestamp | Peak Particle Velocity (in./sec.) | Axis (Longitudinal/Transverse/Vertical) |
| 12/20/2023 12:56 | 0.8316 | Vertical |
| 12/21/2023 11:30 | 0.1043 | Transverse |
| 12/22/2023 11:30 | 0.0881 | Longitudinal |
| 12/23/2023 17:15 | 0.0354 | Vertical |
| 12/24/2023 13:15 | 0.023 | Vertical |
| 12/25/2023 10:01 | 0.0227 | Vertical |
| 12/26/2023 14:30 | 0.0388 | Vertical |
| 12/27/2023 8:47 | 0.2644 | Vertical |
| 12/28/2023 8:59 | 0.0419 | Vertical |
| 12/29/2023 14:00 | 0.0574 | Longitudinal |
| 12/30/2023 10:31 | 0.0335 | Vertical |
| 12/31/2023 14:30 | 0.0385 | Vertical |
| 1/1/2024 18:46 | 0.0282 | Vertical |
| 1/2/2024 8:59 | 0.1198 | Vertical |
| 1/3/2024 6:45 | 0.0655 | Vertical |
| 1/4/2024 15:46 | 0.0934 | Vertical |
| 1/5/2024 16:01 | 0.175 | Vertical |
| 1/6/2024 10:45 | 0.0459 | Vertical |
| 1/7/2024 21:15 | 0.0205 | Vertical |
| 1/8/2024 15:16 | 0.1666 | Vertical |
| 1/9/2024 16:15 | 0.0506 | Vertical |
| 1/10/2024 8:30 | 0.0698 | Vertical |
| 1/11/2024 15:15 | 0.0422 | Longitudinal |
| 1/12/2024 10:17 | 0.0441 | Vertical |
| 1/13/2024 15:45 | 0.04 | Longitudinal |
| 1/14/2024 3:30 | 0.0267 | Vertical |
| 1/15/2024 8:32 | 0.0223 | Vertical |
| 1/16/2024 11:16 | 0.0307 | Vertical |
| 1/17/2024 16:00 | 0.0624 | Longitudinal |
| 1/18/2024 19:15 | 0.1477 | Vertical |
| 1/19/2024 22:30 | 0.1455 | Vertical |
| 1/20/2024 0:00 | 0.1362 | Vertical |
| 1/21/2024 16:00 | 0.1421 | Vertical |
| 1/22/2024 13:45 | 0.1362 | Vertical |
| 1/23/2024 22:30 | 0.1291 | Vertical |
| 1/24/2024 20:15 | 0.1474 | Vertical |
| 1/25/2024 12:59 | 0.1669 | Vertical |
| 1/26/2024 17:15 | 0.1244 | Vertical |
| 1/27/2024 16:30 | 0.1452 | Vertical |
| 1/28/2024 16:15 | 0.1291 | Vertical |
| 1/29/2024 13:45 | 0.1654 | Vertical |
| 1/30/2024 13:30 | 0.1558 | Vertical |
| 1/31/2024 14:59 | 0.2315 | Longitudinal |

| NW Site Vibration Monitor - Maximum Daily Values | | |
|--|-----------------------------------|---|
| Timestamp | Peak Particle Velocity (in./sec.) | Axis (Longitudinal/Transverse/Vertical) |
| 2/1/2024 11:36 | 0.3364 | Vertical |
| 2/2/2024 9:30 | 0.1328 | Transverse |
| 2/3/2024 12:15 | 0.0925 | Vertical |
| 2/4/2024 17:15 | 0.0804 | Vertical |
| 2/5/2024 13:46 | 0.2116 | Vertical |
| 2/6/2024 11:50 | 0.3336 | Vertical |
| 2/7/2024 16:42 | 0.4124 | Longitudinal |
| 2/8/2024 8:30 | 0.1579 | Vertical |
| 2/9/2024 5:45 | 0.103 | Vertical |
| 2/10/2024 8:30 | 0.1089 | Longitudinal |
| 2/11/2024 17:30 | 0.0872 | Vertical |
| 2/12/2024 12:45 | 0.1337 | Longitudinal |
| 2/13/2024 8:48 | 2.273 | Vertical |
| 2/14/2024 13:31 | 0.2818 | Longitudinal |
| 2/15/2024 11:06 | 0.404 | Vertical |
| 2/16/2024 12:52 | 0.7184 | Longitudinal |
| 2/17/2024 15:45 | 0.1278 | Vertical |
| 2/18/2024 17:30 | 0.0956 | Vertical |
| 2/19/2024 20:46 | 0.1092 | Vertical |
| 2/20/2024 15:56 | 1.3858 | Longitudinal |
| 2/21/2024 10:41 | 0.4751 | Longitudinal |
| 2/22/2024 16:59 | 0.117 | Longitudinal |
| 2/23/2024 10:51 | 0.3686 | Vertical |
| 2/24/2024 20:00 | 0.1334 | Vertical |
| 2/25/2024 14:15 | 0.1384 | Vertical |
| 2/26/2024 12:31 | 0.2746 | Longitudinal |
| 2/27/2024 10:36 | 0.827 | Longitudinal |
| 2/28/2024 10:15 | 1.3719 | Longitudinal |
| 2/29/2024 8:45 | 0.0875 | Longitudinal |
| 3/1/2024 4:59 | 0.0192 | Vertical |
| 3/2/2024 1:15 | 0.0233 | Vertical |
| 3/3/2024 0:46 | 0.0214 | Vertical |
| 3/4/2024 19:15 | 0.0217 | Vertical |
| 3/5/2024 20:15 | 0.0251 | Vertical |
| 3/6/2024 6:00 | 0.0186 | Vertical |
| 3/7/2024 15:30 | 0.112 | Vertical |
| 3/8/2024 6:59 | 0.0168 | Vertical |
| 3/9/2024 16:00 | 0.0211 | Vertical |
| 3/10/2024 5:15 | 0.0183 | Vertical |
| 3/11/2024 17:16 | 0.0195 | Vertical |
| 3/12/2024 1:45 | 0.0233 | Vertical |
| 3/13/2024 4:15 | 0.0227 | Vertical |
| 3/14/2024 12:46 | 0.027 | Longitudinal |

| NW Site Vibration Monitor - Maximum Daily Values | | |
|--|-----------------------------------|---|
| Timestamp | Peak Particle Velocity (in./sec.) | Axis (Longitudinal/Transverse/Vertical) |
| 3/15/2024 9:59 | 0.0304 | Longitudinal |
| 3/16/2024 20:46 | 0.0217 | Vertical |
| 3/17/2024 9:15 | 0.0195 | Vertical |
| 3/18/2024 18:15 | 0.0214 | Vertical |
| 3/19/2024 0:30 | 0.0211 | Vertical |
| 3/20/2024 21:15 | 0.0199 | Vertical |
| 3/21/2024 21:00 | 0.023 | Vertical |
| 3/22/2024 22:45 | 0.0214 | Vertical |
| 3/23/2024 12:46 | 0.0195 | Vertical |
| 3/24/2024 15:15 | 0.0186 | Vertical |
| 3/25/2024 11:30 | 0.1074 | Longitudinal |
| 3/26/2024 4:30 | 0.0199 | Vertical |
| 3/27/2024 2:30 | 0.0208 | Vertical |
| 3/28/2024 9:59 | 0.0369 | Longitudinal |
| 3/29/2024 18:15 | 0.0217 | Vertical |
| 3/30/2024 16:31 | 0.0217 | Vertical |
| 3/31/2024 7:30 | 0.0208 | Vertical |
| 4/1/2024 5:01 | 0.0189 | Vertical |
| 4/2/2024 19:30 | 0.0189 | Vertical |
| 4/3/2024 4:15 | 0.0251 | Vertical |
| 4/4/2024 12:15 | 0.0183 | Longitudinal |
| 4/5/2024 17:00 | 0.0258 | Vertical |
| 4/6/2024 15:45 | 0.0248 | Vertical |
| 4/7/2024 11:31 | 0.0214 | Vertical |
| 4/8/2024 14:30 | 0.0258 | Longitudinal |
| 4/9/2024 21:59 | 0.0189 | Vertical |
| 4/10/2024 4:16 | 0.0214 | Vertical |
| 4/11/2024 6:45 | 0.0195 | Vertical |
| 4/12/2024 11:16 | 0.023 | Longitudinal |
| 4/13/2024 11:46 | 0.0192 | Vertical |
| 4/14/2024 23:46 | 0.018 | Vertical |

| SE Site Vibration Monitor - Maximum Daily Values | | |
|--|-----------------------------------|---|
| Timestamp | Peak Particle Velocity (in./sec.) | Axis (Longitudinal/Transverse/Vertical) |
| 2/22/2023 8:32 | 0.1949 | Longitudinal |
| 2/23/2023 3:46 | 0.1098 | Longitudinal |
| 2/24/2023 11:00 | 0.0999 | Longitudinal |
| 2/25/2023 1:30 | 0.0124 | Longitudinal |
| 2/26/2023 2:00 | 0.0053 | Longitudinal |
| 2/27/2023 6:45 | 0.1403 | Transverse |
| 2/28/2023 8:15 | 0.0891 | Longitudinal |
| 3/1/2023 8:30 | 0.1055 | Vertical |
| 3/2/2023 11:15 | 0.0987 | Vertical |
| 3/3/2023 4:00 | 0.1114 | Longitudinal |
| 3/4/2023 9:15 | 0.005 | Longitudinal |
| 3/5/2023 17:31 | 0.0053 | Transverse |
| 3/6/2023 8:53 | 0.6827 | Vertical |
| 3/7/2023 15:42 | 2.7419 | Longitudinal |
| 3/8/2023 12:59 | 0.122 | Transverse |
| 3/9/2023 9:15 | 0.0906 | Vertical |
| 3/10/2023 12:15 | 0.1266 | Longitudinal |
| 3/11/2023 6:00 | 0.0053 | Vertical |
| 3/12/2023 16:15 | 0.0059 | Vertical |
| 3/13/2023 11:15 | 0.0742 | Transverse |
| 3/14/2023 15:30 | 0.144 | Vertical |
| 3/15/2023 9:30 | 0.0559 | Longitudinal |
| 3/16/2023 13:39 | 7.0986 | Vertical |
| 3/17/2023 15:45 | 0.2228 | Transverse |
| 3/18/2023 23:00 | 0.0053 | Vertical |
| 3/19/2023 15:15 | 0.022 | Transverse |
| 3/20/2023 10:30 | 0.0407 | Vertical |
| 3/21/2023 12:45 | 0.0537 | Vertical |
| 3/22/2023 12:30 | 0.1378 | Transverse |
| 3/23/2023 9:15 | 0.0878 | Transverse |
| 3/24/2023 16:30 | 0.0512 | Transverse |
| 3/25/2023 19:45 | 0.0043 | Vertical |
| 3/26/2023 22:15 | 0.0056 | Vertical |
| 3/27/2023 9:47 | 1.6223 | Transverse |
| 3/28/2023 10:00 | 0.126 | Transverse |
| 3/29/2023 12:10 | 10.0003 | Longitudinal |
| 3/30/2023 8:59 | 0.0524 | Transverse |
| 4/3/2023 12:03 | 0.1036 | Longitudinal |
| 4/4/2023 9:30 | 0.0686 | Transverse |
| 4/5/2023 14:15 | 0.0919 | Transverse |
| 4/6/2023 13:15 | 0.09 | Transverse |
| 4/7/2023 11:00 | 0.0555 | Longitudinal |
| 4/8/2023 9:30 | 0.0121 | Longitudinal |

| SE Site Vibration Monitor - Maximum Daily Values | | |
|--|-----------------------------------|---|
| Timestamp | Peak Particle Velocity (in./sec.) | Axis (Longitudinal/Transverse/Vertical) |
| 4/9/2023 11:45 | 0.0047 | Longitudinal |
| 4/10/2023 12:43 | 0.305 | Longitudinal |
| 4/11/2023 9:45 | 0.018 | Vertical |
| 4/12/2023 8:15 | 0.0137 | Longitudinal |
| 4/13/2023 15:00 | 0.2551 | Vertical |
| 4/14/2023 11:30 | 0.2017 | Vertical |
| 4/15/2023 16:15 | 0.0059 | Transverse |
| 4/16/2023 7:00 | 0.0143 | Transverse |
| 4/17/2023 11:00 | 0.1229 | Vertical |
| 4/18/2023 10:45 | 0.2616 | Longitudinal |
| 4/19/2023 13:00 | 0.0645 | Transverse |
| 4/20/2023 13:59 | 0.0596 | Vertical |
| 4/21/2023 9:15 | 0.0887 | Transverse |
| 4/22/2023 9:15 | 0.0047 | Transverse |
| 4/23/2023 10:45 | 0.0047 | Vertical |
| 4/24/2023 9:15 | 0.0723 | Transverse |
| 4/25/2023 9:15 | 0.054 | Vertical |
| 4/26/2023 8:45 | 0.1285 | Longitudinal |
| 4/27/2023 15:45 | 0.0791 | Vertical |
| 4/28/2023 9:30 | 0.1598 | Transverse |
| 4/29/2023 14:15 | 0.0099 | Transverse |
| 4/30/2023 8:00 | 0.0053 | Vertical |
| 5/1/2023 15:30 | 0.0866 | Vertical |
| 5/2/2023 15:00 | 0.1176 | Longitudinal |
| 5/3/2023 8:30 | 0.1406 | Transverse |
| 5/4/2023 16:00 | 0.1204 | Transverse |
| 5/5/2023 8:30 | 0.1539 | Transverse |
| 5/6/2023 20:15 | 0.0053 | Longitudinal |
| 5/7/2023 13:00 | 0.0047 | Vertical |
| 5/8/2023 12:15 | 0.1365 | Transverse |
| 5/9/2023 8:00 | 0.0285 | Vertical |
| 5/10/2023 14:45 | 0.0258 | Vertical |
| 5/11/2023 8:59 | 0.2926 | Longitudinal |
| 5/12/2023 12:52 | 0.3395 | Vertical |
| 5/13/2023 7:30 | 0.0043 | Transverse |
| 5/14/2023 8:59 | 0.0053 | Transverse |
| 5/15/2023 12:00 | 0.2296 | Longitudinal |
| 5/16/2023 12:45 | 0.0745 | Vertical |
| 5/17/2023 13:59 | 0.1018 | Vertical |
| 5/18/2023 14:45 | 0.153 | Vertical |
| 5/19/2023 14:11 | 0.705 | Vertical |
| 5/20/2023 8:00 | 0.0047 | Vertical |
| 5/20/2023 19:15 | 0.0047 | Vertical |

| SE Site Vibration Monitor - Maximum Daily Values | | |
|--|-----------------------------------|---|
| Timestamp | Peak Particle Velocity (in./sec.) | Axis (Longitudinal/Transverse/Vertical) |
| 5/21/2023 7:30 | 0.0043 | Transverse |
| 5/22/2023 10:05 | 0.3075 | Longitudinal |
| 5/23/2023 8:57 | 9.5888 | Longitudinal |
| 5/24/2023 12:13 | 1.2217 | Longitudinal |
| 5/25/2023 9:15 | 0.0248 | Longitudinal |
| 5/26/2023 11:00 | 0.0708 | Longitudinal |
| 5/27/2023 11:45 | 0.0043 | Transverse |
| 5/28/2023 14:30 | 0.0065 | Transverse |
| 5/29/2023 0:45 | 0.004 | Transverse |
| 5/30/2023 13:30 | 0.1117 | Transverse |
| 5/31/2023 10:02 | 0.05 | Transverse |
| 6/1/2023 14:47 | 0.04 | Transverse |
| 6/2/2023 10:47 | 0.0906 | Transverse |
| 6/3/2023 2:15 | 0.0047 | Vertical |
| 6/4/2023 1:46 | 0.0056 | Vertical |
| 6/5/2023 11:30 | 0.1412 | Transverse |
| 6/6/2023 10:00 | 0.0357 | Transverse |
| 6/7/2023 11:30 | 0.0223 | Transverse |
| 6/8/2023 10:00 | 0.0301 | Longitudinal |
| 6/9/2023 13:00 | 0.0732 | Longitudinal |
| 6/10/2023 17:16 | 0.0047 | Transverse |
| 6/11/2023 6:31 | 0.004 | Vertical |
| 6/12/2023 8:16 | 0.0577 | Vertical |
| 6/13/2023 11:45 | 0.0518 | Vertical |
| 6/14/2023 12:30 | 0.0394 | Transverse |
| 6/15/2023 10:00 | 0.094 | Transverse |
| 6/16/2023 12:15 | 0.013 | Vertical |
| 6/17/2023 13:45 | 0.0074 | Vertical |
| 6/18/2023 8:00 | 0.004 | Transverse |
| 6/19/2023 14:59 | 0.0267 | Vertical |
| 6/20/2023 13:00 | 0.0711 | Longitudinal |
| 6/21/2023 11:00 | 0.072 | Longitudinal |
| 6/22/2023 13:45 | 0.0341 | Transverse |
| 6/23/2023 12:15 | 0.0773 | Vertical |
| 6/24/2023 19:00 | 0.0043 | Vertical |
| 6/25/2023 14:45 | 0.0056 | Vertical |
| 6/26/2023 11:30 | 0.0487 | Vertical |
| 6/27/2023 14:45 | 0.0928 | Transverse |
| 6/28/2023 14:15 | 0.0611 | Vertical |
| 6/29/2023 13:30 | 0.0537 | Longitudinal |
| 6/30/2023 14:45 | 0.0549 | Vertical |
| 7/1/2023 11:32 | 0.0034 | Transverse |
| 7/2/2023 10:32 | 0.0065 | Vertical |

| SE Site Vibration Monitor - Maximum Daily Values | | |
|--|-----------------------------------|---|
| Timestamp | Peak Particle Velocity (in./sec.) | Axis (Longitudinal/Transverse/Vertical) |
| 7/3/2023 11:02 | 0.0661 | Vertical |
| 7/4/2023 21:31 | 0.0189 | Vertical |
| 7/5/2023 11:30 | 0.0304 | Vertical |
| 7/6/2023 13:15 | 0.0425 | Transverse |
| 7/7/2023 13:30 | 0.0375 | Longitudinal |
| 7/8/2023 12:15 | 0.0081 | Longitudinal |
| 7/9/2023 18:15 | 0.0081 | Longitudinal |
| 7/10/2023 15:00 | 0.0363 | Vertical |
| 7/11/2023 8:15 | 0.0385 | Vertical |
| 7/12/2023 8:16 | 0.0434 | Transverse |
| 7/13/2023 15:46 | 0.0242 | Longitudinal |
| 7/14/2023 8:30 | 0.0518 | Vertical |
| 7/15/2023 6:00 | 0.0102 | Longitudinal |
| 7/16/2023 8:45 | 0.0087 | Longitudinal |
| 7/17/2023 11:30 | 0.0425 | Longitudinal |
| 7/18/2023 12:45 | 0.0298 | Longitudinal |
| 7/19/2023 14:15 | 0.0348 | Longitudinal |
| 7/20/2023 9:15 | 0.0422 | Vertical |
| 7/21/2023 9:30 | 0.0338 | Vertical |
| 7/22/2023 6:32 | 0.0034 | Vertical |
| 7/23/2023 6:30 | 0.0047 | Vertical |
| 7/24/2023 11:45 | 0.0313 | Vertical |
| 7/25/2023 13:30 | 0.0239 | Vertical |
| 7/26/2023 15:45 | 0.032 | Vertical |
| 7/27/2023 13:30 | 0.0307 | Transverse |
| 7/28/2023 12:00 | 0.0379 | Vertical |
| 7/29/2023 6:15 | 0.0047 | Transverse |
| 7/30/2023 9:30 | 0.0133 | Vertical |
| 7/31/2023 17:00 | 0.0199 | Vertical |
| 8/1/2023 9:30 | 0.0251 | Vertical |
| 8/2/2023 16:17 | 0.0251 | Vertical |
| 8/3/2023 17:15 | 0.0317 | Transverse |
| 8/4/2023 10:15 | 0.0236 | Vertical |
| 8/5/2023 6:30 | 0.0037 | Transverse |
| 8/6/2023 6:45 | 0.0059 | Longitudinal |
| 8/7/2023 8:15 | 0.0438 | Transverse |
| 8/8/2023 11:00 | 0.0189 | Transverse |
| 8/9/2023 12:00 | 0.0233 | Vertical |
| 8/10/2023 8:00 | 0.0282 | Vertical |
| 8/11/2023 12:45 | 0.0254 | Vertical |
| 8/12/2023 17:00 | 0.004 | Vertical |
| 8/13/2023 15:00 | 0.0043 | Vertical |
| 8/14/2023 12:02 | 0.0329 | Transverse |

| SE Site Vibration Monitor - Maximum Daily Values | | |
|--|-----------------------------------|---|
| Timestamp | Peak Particle Velocity (in./sec.) | Axis (Longitudinal/Transverse/Vertical) |
| 8/15/2023 14:45 | 0.0289 | Vertical |
| 8/16/2023 13:32 | 0.0369 | Longitudinal |
| 8/17/2023 11:04 | 0.0199 | Vertical |
| 8/18/2023 13:15 | 0.0301 | Vertical |
| 8/19/2023 19:30 | 0.0062 | Longitudinal |
| 8/20/2023 23:30 | 0.0056 | Longitudinal |
| 8/21/2023 9:45 | 0.0239 | Transverse |
| 8/22/2023 11:00 | 0.0289 | Vertical |
| 8/23/2023 10:30 | 0.0254 | Longitudinal |
| 8/24/2023 16:16 | 0.0524 | Vertical |
| 8/25/2023 12:30 | 0.0292 | Transverse |
| 8/26/2023 7:00 | 0.0043 | Vertical |
| 8/27/2023 18:00 | 0.0106 | Vertical |
| 8/28/2023 8:30 | 0.0233 | Transverse |
| 8/29/2023 10:45 | 0.023 | Transverse |
| 8/30/2023 10:15 | 0.0227 | Vertical |
| 8/31/2023 11:45 | 0.0264 | Vertical |
| 9/1/2023 10:00 | 0.0258 | Vertical |
| 9/2/2023 12:30 | 0.0084 | Vertical |
| 9/3/2023 18:45 | 0.005 | Vertical |
| 9/4/2023 9:45 | 0.0056 | Vertical |
| 9/5/2023 12:00 | 0.041 | Transverse |
| 9/6/2023 15:46 | 0.0326 | Vertical |
| 9/7/2023 8:45 | 0.0574 | Transverse |
| 9/8/2023 15:30 | 0.032 | Vertical |
| 9/9/2023 23:00 | 0.0047 | Vertical |
| 9/10/2023 17:15 | 0.0043 | Vertical |
| 9/11/2023 15:00 | 0.0459 | Transverse |
| 9/12/2023 9:45 | 0.0664 | Longitudinal |
| 9/13/2023 10:30 | 0.0434 | Vertical |
| 9/14/2023 10:45 | 0.027 | Transverse |
| 9/15/2023 14:30 | 0.0357 | Transverse |
| 9/16/2023 15:46 | 0.0047 | Vertical |
| 9/17/2023 11:30 | 0.0047 | Vertical |
| 9/18/2023 17:00 | 0.0403 | Vertical |
| 9/19/2023 10:45 | 0.0819 | Vertical |
| 9/20/2023 12:00 | 0.0397 | Vertical |
| 9/21/2023 11:30 | 0.0304 | Transverse |
| 9/22/2023 11:00 | 0.0332 | Transverse |
| 9/23/2023 19:00 | 0.0053 | Vertical |
| 9/24/2023 19:15 | 0.0047 | Vertical |
| 9/25/2023 8:59 | 0.0223 | Transverse |
| 9/26/2023 14:30 | 0.0375 | Transverse |

| SE Site Vibration Monitor - Maximum Daily Values | | |
|--|-----------------------------------|---|
| Timestamp | Peak Particle Velocity (in./sec.) | Axis (Longitudinal/Transverse/Vertical) |
| 9/27/2023 8:59 | 0.0419 | Transverse |
| 9/28/2023 9:45 | 0.0512 | Transverse |
| 9/29/2023 12:30 | 0.0807 | Transverse |
| 9/30/2023 8:15 | 0.005 | Vertical |
| 10/1/2023 15:00 | 0.005 | Vertical |
| 10/2/2023 13:00 | 0.0195 | Transverse |
| 10/3/2023 16:15 | 0.0289 | Vertical |
| 10/4/2023 12:45 | 0.0174 | Transverse |
| 10/5/2023 9:45 | 0.0273 | Longitudinal |
| 10/6/2023 11:45 | 0.0313 | Vertical |
| 10/7/2023 15:45 | 0.0053 | Vertical |
| 10/8/2023 7:45 | 0.0056 | Longitudinal |
| 10/9/2023 7:45 | 0.0065 | Longitudinal |
| 10/10/2023 11:01 | 0.0323 | Longitudinal |
| 10/11/2023 17:30 | 0.0546 | Vertical |
| 10/12/2023 15:00 | 0.036 | Vertical |
| 10/13/2023 14:30 | 0.0642 | Transverse |
| 10/14/2023 14:45 | 0.005 | Vertical |
| 10/15/2023 9:30 | 0.0047 | Vertical |
| 10/16/2023 15:30 | 0.0379 | Vertical |
| 10/17/2023 9:15 | 0.0444 | Transverse |
| 10/18/2023 8:59 | 0.0574 | Transverse |
| 10/19/2023 17:30 | 0.0509 | Transverse |
| 10/20/2023 8:15 | 0.068 | Vertical |
| 10/21/2023 13:46 | 0.0065 | Longitudinal |
| 10/22/2023 19:15 | 0.0068 | Vertical |
| 10/23/2023 8:15 | 0.0419 | Transverse |
| 10/24/2023 9:16 | 0.0652 | Longitudinal |
| 10/25/2023 12:16 | 0.0348 | Transverse |
| 10/26/2023 7:57 | 0.0568 | Vertical |
| 10/27/2023 13:01 | 0.0285 | Vertical |
| 10/28/2023 11:15 | 0.0047 | Vertical |
| 10/29/2023 1:30 | 0.004 | Vertical |
| 10/30/2023 8:45 | 0.0211 | Vertical |
| 10/31/2023 11:00 | 0.0227 | Vertical |
| 11/1/2023 10:15 | 0.0478 | Transverse |
| 11/2/2023 11:45 | 0.0372 | Transverse |
| 11/3/2023 11:59 | 0.0574 | Transverse |
| 11/4/2023 15:45 | 0.005 | Vertical |
| 11/5/2023 8:59 | 0.0043 | Vertical |
| 11/6/2023 14:30 | 0.058 | Transverse |
| 11/7/2023 15:16 | 0.0503 | Vertical |
| 11/8/2023 13:16 | 0.1102 | Transverse |

| SE Site Vibration Monitor - Maximum Daily Values | | |
|--|-----------------------------------|---|
| Timestamp | Peak Particle Velocity (in./sec.) | Axis (Longitudinal/Transverse/Vertical) |
| 11/9/2023 9:46 | 0.022 | Vertical |
| 11/10/2023 10:31 | 0.0127 | Longitudinal |
| 11/11/2023 8:30 | 0.0047 | Vertical |
| 11/12/2023 14:59 | 0.0078 | Vertical |
| 11/13/2023 16:00 | 0.0419 | Transverse |
| 11/14/2023 8:16 | 0.0993 | Transverse |
| 11/15/2023 8:15 | 0.099 | Transverse |
| 11/16/2023 8:45 | 0.0704 | Transverse |
| 11/17/2023 13:30 | 0.0239 | Longitudinal |
| 11/18/2023 22:15 | 0.004 | Vertical |
| 11/19/2023 4:15 | 0.0037 | Longitudinal |
| 11/20/2023 8:30 | 0.0565 | Transverse |
| 11/21/2023 17:31 | 0.0658 | Transverse |
| 11/22/2023 9:48 | 0.0416 | Vertical |
| 11/23/2023 6:46 | 0.0071 | Vertical |
| 11/24/2023 19:45 | 0.0043 | Vertical |
| 11/25/2023 6:30 | 0.005 | Longitudinal |
| 11/26/2023 6:15 | 0.0053 | Longitudinal |
| 11/27/2023 8:00 | 0.0261 | Longitudinal |
| 11/28/2023 8:15 | 0.0261 | Transverse |
| 11/29/2023 10:00 | 0.0534 | Transverse |
| 11/30/2023 10:00 | 0.1477 | Transverse |
| 12/1/2023 16:31 | 0.0344 | Transverse |
| 12/2/2023 13:31 | 0.005 | Longitudinal |
| 12/3/2023 12:00 | 0.0146 | Longitudinal |
| 12/4/2023 10:01 | 0.0168 | Vertical |
| 12/5/2023 16:31 | 0.0481 | Vertical |
| 12/6/2023 8:30 | 0.1251 | Transverse |
| 12/7/2023 16:30 | 0.0242 | Longitudinal |
| 12/8/2023 13:45 | 0.0329 | Vertical |
| 12/9/2023 8:59 | 0.004 | Vertical |
| 12/10/2023 9:15 | 0.0053 | Vertical |
| 12/11/2023 14:17 | 0.0372 | Transverse |
| 12/12/2023 8:59 | 0.0388 | Longitudinal |
| 12/13/2023 9:16 | 0.0375 | Transverse |
| 12/14/2023 9:15 | 0.0214 | Vertical |
| 12/15/2023 12:45 | 0.0168 | Vertical |
| 12/16/2023 22:46 | 0.0053 | Vertical |
| 12/17/2023 0:45 | 0.004 | Vertical |
| 12/18/2023 8:15 | 0.0704 | Transverse |
| 12/19/2023 10:31 | 0.0574 | Transverse |
| 12/20/2023 15:16 | 0.0506 | Longitudinal |
| 12/21/2023 8:30 | 0.0745 | Longitudinal |

| SE Site Vibration Monitor - Maximum Daily Values | | |
|--|-----------------------------------|---|
| Timestamp | Peak Particle Velocity (in./sec.) | Axis (Longitudinal/Transverse/Vertical) |
| 12/22/2023 9:45 | 0.085 | Longitudinal |
| 12/23/2023 4:16 | 0.0096 | Longitudinal |
| 12/24/2023 6:46 | 0.0059 | Longitudinal |
| 12/25/2023 9:16 | 0.0043 | Vertical |
| 12/26/2023 9:46 | 0.0186 | Vertical |
| 12/27/2023 10:01 | 0.1201 | Vertical |
| 12/28/2023 8:45 | 0.1536 | Vertical |
| 12/29/2023 12:45 | 0.0344 | Transverse |
| 12/30/2023 11:45 | 0.0043 | Vertical |
| 12/31/2023 17:15 | 0.0047 | Transverse |
| 1/1/2024 1:47 | 0.0043 | Vertical |
| 1/2/2024 8:59 | 0.0987 | Vertical |
| 1/3/2024 14:30 | 0.054 | Longitudinal |
| 1/4/2024 16:31 | 0.0323 | Transverse |
| 1/5/2024 9:30 | 0.0413 | Transverse |
| 1/6/2024 8:00 | 0.004 | Longitudinal |
| 1/7/2024 11:15 | 0.0043 | Vertical |
| 1/8/2024 9:31 | 0.0534 | Transverse |
| 1/9/2024 15:45 | 0.0375 | Vertical |
| 1/10/2024 14:59 | 0.0416 | Vertical |
| 1/11/2024 8:59 | 0.0258 | Transverse |
| 1/12/2024 10:31 | 0.0245 | Vertical |
| 1/13/2024 16:59 | 0.0053 | Vertical |
| 1/14/2024 6:59 | 0.0053 | Vertical |
| 1/15/2024 5:31 | 0.0047 | Longitudinal |
| 1/16/2024 14:16 | 0.032 | Transverse |
| 1/17/2024 14:45 | 0.0202 | Transverse |
| 1/18/2024 15:30 | 0.0205 | Longitudinal |
| 1/19/2024 7:30 | 0.0211 | Vertical |
| 1/20/2024 6:30 | 0.0043 | Longitudinal |
| 1/21/2024 14:30 | 0.0043 | Vertical |
| 1/22/2024 14:15 | 0.0248 | Longitudinal |
| 1/23/2024 11:30 | 0.0307 | Transverse |
| 1/24/2024 15:30 | 0.0217 | Transverse |
| 1/25/2024 9:30 | 0.0242 | Transverse |
| 1/26/2024 13:30 | 0.0456 | Vertical |
| 1/27/2024 22:31 | 0.0053 | Vertical |
| 1/28/2024 11:15 | 0.0053 | Vertical |
| 1/29/2024 10:30 | 0.2461 | Vertical |
| 1/30/2024 8:30 | 0.1573 | Vertical |
| 1/31/2024 7:32 | 0.0242 | Vertical |
| 2/1/2024 16:32 | 0.0698 | Vertical |
| 2/2/2024 6:46 | 0.0189 | Vertical |

| SE Site Vibration Monitor - Maximum Daily Values | | |
|--|-----------------------------------|---|
| Timestamp | Peak Particle Velocity (in./sec.) | Axis (Longitudinal/Transverse/Vertical) |
| 2/3/2024 12:00 | 0.0062 | Vertical |
| 2/4/2024 9:30 | 0.0062 | Vertical |
| 2/5/2024 11:30 | 0.0146 | Transverse |
| 2/6/2024 12:30 | 0.0174 | Longitudinal |
| 2/7/2024 12:46 | 0.0133 | Longitudinal |
| 2/8/2024 9:30 | 0.0171 | Longitudinal |
| 2/9/2024 15:15 | 0.0102 | Longitudinal |
| 2/10/2024 8:59 | 0.0043 | Longitudinal |
| 2/11/2024 18:15 | 0.0043 | Transverse |
| 2/12/2024 11:15 | 0.0146 | Longitudinal |
| 2/13/2024 12:17 | 0.0127 | Longitudinal |
| 2/14/2024 10:59 | 0.0484 | Vertical |
| 2/15/2024 9:32 | 0.0143 | Longitudinal |
| 2/16/2024 10:59 | 0.0084 | Transverse |
| 2/17/2024 10:32 | 0.0084 | Longitudinal |
| 2/18/2024 20:59 | 0.0065 | Longitudinal |
| 2/19/2024 4:50 | 0.0348 | Transverse |
| 2/20/2024 9:10 | 0.0742 | Transverse |
| 2/21/2024 14:45 | 0.0118 | Vertical |
| 2/22/2024 9:45 | 0.0059 | Longitudinal |
| 2/23/2024 8:59 | 0.0152 | Vertical |
| 2/24/2024 4:30 | 0.0047 | Longitudinal |
| 2/25/2024 5:16 | 0.005 | Vertical |
| 2/26/2024 16:16 | 0.0183 | Vertical |
| 2/27/2024 16:01 | 0.0099 | Transverse |
| 2/28/2024 12:01 | 0.0267 | Vertical |
| 2/29/2024 13:46 | 0.0254 | Longitudinal |
| 3/1/2024 4:31 | 0.0133 | Longitudinal |
| 3/2/2024 13:45 | 0.0047 | Vertical |
| 3/3/2024 7:45 | 0.0043 | Transverse |
| 3/4/2024 8:45 | 0.0056 | Transverse |
| 3/5/2024 8:31 | 0.0289 | Vertical |
| 3/6/2024 10:45 | 0.0199 | Vertical |
| 3/7/2024 12:00 | 0.0186 | Transverse |
| 3/8/2024 9:56 | 0.3268 | Longitudinal |
| 3/9/2024 14:59 | 0.0065 | Longitudinal |
| 3/10/2024 0:15 | 0.004 | Vertical |
| 3/11/2024 12:15 | 0.0475 | Vertical |
| 3/12/2024 8:15 | 0.0785 | Transverse |
| 3/13/2024 9:37 | 0.3472 | Transverse |
| 3/14/2024 13:01 | 0.1055 | Vertical |
| 3/15/2024 9:00 | 0.0338 | Longitudinal |
| 3/16/2024 16:16 | 0.0056 | Vertical |

| SE Site Vibration Monitor - Maximum Daily Values | | |
|--|-----------------------------------|---|
| Timestamp | Peak Particle Velocity (in./sec.) | Axis (Longitudinal/Transverse/Vertical) |
| 3/17/2024 16:30 | 0.0056 | Vertical |
| 3/18/2024 11:30 | 0.1049 | Vertical |
| 3/19/2024 9:15 | 0.0683 | Vertical |
| 3/20/2024 10:15 | 0.0937 | Longitudinal |
| 3/21/2024 9:00 | 0.0338 | Vertical |
| 3/22/2024 9:59 | 0.0403 | Longitudinal |
| 3/23/2024 0:30 | 0.0087 | Vertical |
| 3/24/2024 14:30 | 0.0109 | Vertical |
| 3/25/2024 16:16 | 0.184 | Vertical |
| 3/26/2024 12:15 | 0.0943 | Transverse |
| 3/27/2024 16:30 | 0.0385 | Transverse |
| 3/28/2024 9:59 | 0.023 | Transverse |
| 3/29/2024 13:30 | 0.0149 | Transverse |
| 3/30/2024 8:30 | 0.005 | Vertical |
| 3/31/2024 7:30 | 0.0053 | Vertical |
| 4/1/2024 9:00 | 0.0981 | Longitudinal |
| 4/2/2024 15:45 | 0.0177 | Transverse |
| 4/3/2024 12:30 | 0.0357 | Vertical |
| 4/4/2024 9:46 | 0.3845 | Transverse |
| 4/8/2024 11:01 | 0.0223 | Vertical |
| 4/9/2024 15:45 | 0.0199 | Vertical |
| 4/10/2024 14:30 | 0.0292 | Vertical |
| 4/11/2024 15:45 | 0.0242 | Vertical |
| 4/12/2024 12:31 | 0.0521 | Vertical |
| 4/13/2024 23:31 | 0.0062 | Vertical |
| 4/14/2024 14:45 | 0.0047 | Vertical |

| SW Site Vibration Monitor - Maximum Daily Values | | |
|--|-----------------------------------|---|
| Timestamp | Peak Particle Velocity (in./sec.) | Axis (Longitudinal/Transverse/Vertical) |
| 2/22/2023 10:45 | 0.0354 | Longitudinal |
| 2/23/2023 10:15 | 0.0348 | Longitudinal |
| 2/24/2023 9:30 | 0.0605 | Longitudinal |
| 2/25/2023 4:45 | 0.0239 | Longitudinal |
| 2/26/2023 20:30 | 0.0208 | Longitudinal |
| 2/27/2023 5:00 | 0.1036 | Vertical |
| 2/28/2023 3:15 | 0.0959 | Vertical |
| 3/1/2023 4:31 | 0.0813 | Vertical |
| 3/2/2023 6:15 | 0.0751 | Transverse |
| 3/3/2023 8:30 | 0.063 | Vertical |
| 3/4/2023 3:15 | 0.0211 | Vertical |
| 3/5/2023 8:30 | 0.022 | Vertical |
| 3/6/2023 12:03 | 0.0534 | Vertical |
| 3/7/2023 15:15 | 0.2461 | Vertical |
| 3/8/2023 15:00 | 0.0801 | Vertical |
| 3/9/2023 9:00 | 0.081 | Transverse |
| 3/10/2023 16:02 | 0.0407 | Vertical |
| 3/11/2023 7:17 | 0.0397 | Vertical |
| 3/12/2023 4:17 | 0.0428 | Vertical |
| 3/13/2023 18:02 | 0.0313 | Vertical |
| 3/14/2023 14:45 | 0.0797 | Vertical |
| 3/15/2023 12:30 | 0.0968 | Longitudinal |
| 3/16/2023 8:45 | 0.0444 | Vertical |
| 3/17/2023 8:59 | 0.122 | Vertical |
| 3/18/2023 23:00 | 0.0543 | Vertical |
| 3/19/2023 12:30 | 0.0369 | Vertical |
| 3/20/2023 13:15 | 0.0633 | Longitudinal |
| 3/21/2023 15:00 | 0.117 | Longitudinal |
| 3/22/2023 13:45 | 0.0937 | Vertical |
| 3/23/2023 16:15 | 0.1769 | Longitudinal |
| 3/24/2023 8:14 | 0.7522 | Longitudinal |
| 3/25/2023 13:02 | 0.0372 | Vertical |
| 3/26/2023 22:17 | 0.0444 | Vertical |
| 3/27/2023 8:32 | 0.0586 | Transverse |
| 3/28/2023 14:00 | 0.0984 | Transverse |
| 3/29/2023 15:47 | 0.0509 | Vertical |
| 3/30/2023 13:02 | 0.0773 | Vertical |
| 3/31/2023 15:00 | 0.0723 | Vertical |
| 4/1/2023 11:45 | 0.0394 | Vertical |
| 4/2/2023 22:00 | 0.0469 | Vertical |
| 4/3/2023 12:30 | 0.0869 | Longitudinal |
| 4/4/2023 12:30 | 0.0875 | Vertical |
| 4/5/2023 9:30 | 0.1884 | Vertical |

| SW Site Vibration Monitor - Maximum Daily Values | | |
|--|-----------------------------------|---|
| Timestamp | Peak Particle Velocity (in./sec.) | Axis (Longitudinal/Transverse/Vertical) |
| 4/6/2023 11:00 | 0.0797 | Vertical |
| 4/7/2023 9:45 | 0.1136 | Transverse |
| 4/8/2023 15:45 | 0.0425 | Vertical |
| 4/9/2023 12:30 | 0.0487 | Vertical |
| 4/10/2023 8:30 | 0.0487 | Vertical |
| 4/11/2023 4:30 | 0.0307 | Vertical |
| 4/12/2023 13:02 | 0.0673 | Vertical |
| 4/13/2023 10:00 | 0.0534 | Longitudinal |
| 4/14/2023 15:30 | 0.0664 | Longitudinal |
| 4/15/2023 21:45 | 0.0428 | Vertical |
| 4/16/2023 21:15 | 0.0503 | Vertical |
| 4/17/2023 21:00 | 0.0388 | Vertical |
| 4/18/2023 1:15 | 0.0301 | Vertical |
| 4/19/2023 22:30 | 0.0447 | Vertical |
| 4/20/2023 19:00 | 0.0351 | Vertical |
| 4/21/2023 19:45 | 0.0413 | Vertical |
| 4/22/2023 8:30 | 0.0428 | Vertical |
| 4/23/2023 7:30 | 0.0444 | Vertical |
| 4/24/2023 20:16 | 0.0394 | Vertical |
| 4/25/2023 23:45 | 0.04 | Vertical |
| 4/26/2023 17:15 | 0.0419 | Vertical |
| 4/27/2023 17:30 | 0.036 | Vertical |
| 4/28/2023 18:35 | 0.0388 | Vertical |
| 4/29/2023 21:45 | 0.0441 | Vertical |
| 4/30/2023 18:45 | 0.0441 | Vertical |
| 5/1/2023 19:00 | 0.0661 | Vertical |
| 5/2/2023 21:32 | 0.0391 | Vertical |
| 5/3/2023 22:17 | 0.0279 | Vertical |
| 5/4/2023 17:11 | 0.0372 | Vertical |
| 5/5/2023 13:59 | 0.2023 | Longitudinal |
| 5/6/2023 22:30 | 0.0484 | Vertical |
| 5/7/2023 14:15 | 0.0407 | Vertical |
| 5/8/2023 5:45 | 0.0174 | Vertical |
| 5/9/2023 7:15 | 0.0192 | Vertical |
| 5/10/2023 11:00 | 0.0152 | Longitudinal |
| 5/11/2023 2:45 | 0.0127 | Vertical |
| 5/12/2023 6:00 | 0.0115 | Vertical |
| 5/13/2023 3:00 | 0.014 | Vertical |
| 5/14/2023 7:30 | 0.0137 | Vertical |
| 5/15/2023 12:47 | 0.2262 | Transverse |
| 5/16/2023 8:17 | 0.0773 | Vertical |
| 5/17/2023 14:47 | 0.1604 | Vertical |
| 5/18/2023 14:45 | 0.0785 | Vertical |

| SW Site Vibration Monitor - Maximum Daily Values | | |
|--|-----------------------------------|---|
| Timestamp | Peak Particle Velocity (in./sec.) | Axis (Longitudinal/Transverse/Vertical) |
| 5/19/2023 6:45 | 0.0472 | Vertical |
| 5/20/2023 10:30 | 0.0431 | Vertical |
| 5/21/2023 20:15 | 0.0416 | Vertical |
| 5/22/2023 9:56 | 0.4512 | Longitudinal |
| 5/23/2023 8:32 | 0.036 | Vertical |
| 5/24/2023 14:17 | 0.0887 | Vertical |
| 5/25/2023 17:32 | 0.0416 | Vertical |
| 5/26/2023 10:02 | 0.1108 | Vertical |
| 5/27/2023 7:47 | 0.049 | Vertical |
| 5/28/2023 4:17 | 0.049 | Vertical |
| 5/29/2023 8:17 | 0.0462 | Vertical |
| 5/30/2023 13:47 | 0.0956 | Vertical |
| 5/31/2023 22:17 | 0.0459 | Vertical |
| 6/1/2023 9:32 | 0.0407 | Vertical |
| 6/2/2023 9:17 | 0.1794 | Transverse |
| 6/3/2023 17:00 | 0.0459 | Vertical |
| 6/4/2023 10:45 | 0.0472 | Vertical |
| 6/5/2023 16:45 | 0.1399 | Vertical |
| 6/6/2023 9:45 | 0.2144 | Longitudinal |
| 6/7/2023 12:30 | 0.3845 | Vertical |
| 6/8/2023 9:45 | 0.0633 | Transverse |
| 6/9/2023 15:45 | 0.0459 | Vertical |
| 6/10/2023 10:45 | 0.0459 | Vertical |
| 6/11/2023 11:15 | 0.0447 | Vertical |
| 6/12/2023 10:17 | 0.0462 | Vertical |
| 6/13/2023 15:01 | 0.1527 | Vertical |
| 6/14/2023 13:36 | 0.5362 | Vertical |
| 6/15/2023 9:47 | 0.0776 | Vertical |
| 6/16/2023 18:32 | 0.0521 | Vertical |
| 6/17/2023 12:15 | 0.041 | Vertical |
| 6/18/2023 13:17 | 0.0586 | Vertical |
| 6/19/2023 17:41 | 0.0422 | Vertical |
| 6/20/2023 17:00 | 0.04 | Vertical |
| 6/21/2023 16:15 | 0.0503 | Vertical |
| 6/22/2023 12:00 | 0.0987 | Vertical |
| 6/23/2023 19:30 | 0.0419 | Vertical |
| 6/24/2023 15:00 | 0.0407 | Vertical |
| 6/25/2023 7:30 | 0.0453 | Vertical |
| 6/26/2023 0:45 | 0.0397 | Vertical |
| 6/27/2023 13:00 | 0.0496 | Vertical |
| 6/28/2023 8:30 | 0.0475 | Vertical |
| 6/29/2023 18:45 | 0.036 | Vertical |
| 6/30/2023 14:15 | 0.0332 | Vertical |

| SW Site Vibration Monitor - Maximum Daily Values | | |
|--|-----------------------------------|---|
| Timestamp | Peak Particle Velocity (in./sec.) | Axis (Longitudinal/Transverse/Vertical) |
| 7/1/2023 15:02 | 0.0403 | Vertical |
| 7/2/2023 21:17 | 0.0469 | Vertical |
| 7/3/2023 6:02 | 0.0481 | Vertical |
| 7/4/2023 12:45 | 0.0512 | Vertical |
| 7/5/2023 7:16 | 0.0425 | Vertical |
| 7/6/2023 22:15 | 0.0549 | Vertical |
| 7/7/2023 14:30 | 0.0894 | Vertical |
| 7/8/2023 10:15 | 0.0515 | Vertical |
| 7/9/2023 8:00 | 0.0552 | Vertical |
| 7/10/2023 9:30 | 0.0661 | Transverse |
| 7/11/2023 6:45 | 0.0441 | Vertical |
| 7/12/2023 8:45 | 0.0475 | Vertical |
| 7/13/2023 6:45 | 0.0425 | Vertical |
| 7/14/2023 2:17 | 0.0456 | Vertical |
| 7/15/2023 5:15 | 0.0459 | Vertical |
| 7/16/2023 8:15 | 0.0484 | Vertical |
| 7/17/2023 11:30 | 0.0531 | Vertical |
| 7/18/2023 11:00 | 0.0552 | Transverse |
| 7/19/2023 10:30 | 0.1185 | Vertical |
| 7/20/2023 11:15 | 0.0493 | Vertical |
| 7/21/2023 17:15 | 0.0571 | Vertical |
| 7/22/2023 16:15 | 0.0701 | Vertical |
| 7/23/2023 15:00 | 0.0645 | Vertical |
| 7/24/2023 22:00 | 0.0568 | Vertical |
| 7/25/2023 9:30 | 0.2349 | Transverse |
| 7/26/2023 8:45 | 0.076 | Vertical |
| 7/27/2023 13:30 | 0.0959 | Vertical |
| 7/28/2023 11:00 | 0.0931 | Vertical |
| 7/29/2023 15:15 | 0.0742 | Vertical |
| 7/30/2023 1:15 | 0.045 | Vertical |
| 7/31/2023 17:02 | 0.0953 | Vertical |
| 8/1/2023 10:32 | 0.0878 | Vertical |
| 8/2/2023 11:46 | 0.0891 | Vertical |
| 8/3/2023 14:15 | 0.1074 | Vertical |
| 8/4/2023 10:30 | 0.112 | Transverse |
| 8/5/2023 18:15 | 0.0565 | Vertical |
| 8/6/2023 17:00 | 0.0583 | Vertical |
| 8/7/2023 14:15 | 0.1573 | Vertical |
| 8/8/2023 11:02 | 0.1337 | Transverse |
| 8/9/2023 16:17 | 0.1524 | Vertical |
| 8/10/2023 15:17 | 0.1905 | Transverse |
| 8/11/2023 12:31 | 0.5461 | Transverse |
| 8/12/2023 7:47 | 0.0608 | Vertical |

| SW Site Vibration Monitor - Maximum Daily Values | | |
|--|-----------------------------------|---|
| Timestamp | Peak Particle Velocity (in./sec.) | Axis (Longitudinal/Transverse/Vertical) |
| 8/13/2023 15:32 | 0.0652 | Vertical |
| 8/14/2023 8:47 | 0.2011 | Vertical |
| 8/15/2023 9:48 | 2.8039 | Vertical |
| 8/16/2023 15:02 | 0.2523 | Vertical |
| 8/17/2023 12:05 | 0.5396 | Vertical |
| 8/18/2023 12:00 | 0.2042 | Transverse |
| 8/19/2023 4:15 | 0.0642 | Longitudinal |
| 8/20/2023 3:15 | 0.063 | Vertical |
| 8/21/2023 12:45 | 0.2464 | Longitudinal |
| 8/22/2023 12:00 | 0.077 | Longitudinal |
| 8/23/2023 8:30 | 0.1161 | Longitudinal |
| 8/24/2023 12:27 | 3.0727 | Vertical |
| 8/25/2023 12:05 | 0.6262 | Transverse |
| 8/26/2023 18:00 | 0.067 | Vertical |
| 8/27/2023 22:15 | 0.0661 | Vertical |
| 8/28/2023 9:45 | 0.1592 | Transverse |
| 8/29/2023 13:15 | 0.2846 | Longitudinal |
| 8/30/2023 13:52 | 0.09 | Vertical |
| 8/31/2023 9:08 | 0.391 | Longitudinal |
| 9/1/2023 12:47 | 0.1151 | Transverse |
| 9/2/2023 16:47 | 0.0618 | Vertical |
| 9/3/2023 15:32 | 0.0708 | Vertical |
| 9/4/2023 15:17 | 0.0794 | Vertical |
| 9/6/2023 20:45 | 0.0562 | Vertical |
| 9/7/2023 2:30 | 0.0621 | Vertical |
| 9/8/2023 5:30 | 0.0568 | Vertical |
| 9/9/2023 23:00 | 0.0565 | Vertical |
| 9/10/2023 13:00 | 0.0611 | Vertical |
| 9/11/2023 21:31 | 0.0552 | Vertical |
| 9/12/2023 19:30 | 0.0537 | Vertical |
| 9/13/2023 14:30 | 0.0739 | Vertical |
| 9/14/2023 10:45 | 0.0763 | Transverse |
| 9/15/2023 14:59 | 0.8319 | Longitudinal |
| 9/16/2023 22:15 | 0.0559 | Vertical |
| 9/17/2023 12:00 | 0.0633 | Vertical |
| 9/18/2023 17:16 | 0.0524 | Vertical |
| 9/19/2023 12:15 | 0.0794 | Longitudinal |
| 9/20/2023 8:31 | 0.1154 | Vertical |
| 9/21/2023 8:02 | 0.0509 | Vertical |
| 9/22/2023 16:16 | 0.05 | Vertical |
| 9/23/2023 19:00 | 0.058 | Vertical |
| 9/24/2023 10:45 | 0.0583 | Vertical |
| 9/25/2023 17:00 | 0.0596 | Vertical |

| SW Site Vibration Monitor - Maximum Daily Values | | |
|--|-----------------------------------|---|
| Timestamp | Peak Particle Velocity (in./sec.) | Axis (Longitudinal/Transverse/Vertical) |
| 9/26/2023 14:45 | 0.0832 | Vertical |
| 9/27/2023 6:30 | 0.0835 | Vertical |
| 9/28/2023 6:45 | 0.1064 | Vertical |
| 9/29/2023 11:00 | 0.0602 | Transverse |
| 9/30/2023 8:15 | 0.0618 | Vertical |
| 10/1/2023 19:15 | 0.0571 | Vertical |
| 10/2/2023 8:15 | 0.0602 | Vertical |
| 10/3/2023 15:00 | 0.1735 | Vertical |
| 10/4/2023 19:16 | 0.0583 | Vertical |
| 10/5/2023 8:45 | 0.0872 | Longitudinal |
| 10/6/2023 3:31 | 0.0531 | Vertical |
| 10/7/2023 10:45 | 0.0599 | Vertical |
| 10/8/2023 17:45 | 0.0555 | Vertical |
| 10/9/2023 22:16 | 0.0614 | Vertical |
| 10/10/2023 12:00 | 0.0642 | Vertical |
| 10/11/2023 10:45 | 0.0962 | Longitudinal |
| 10/12/2023 15:45 | 0.1344 | Vertical |
| 10/13/2023 18:15 | 0.0562 | Vertical |
| 10/14/2023 19:01 | 0.0667 | Vertical |
| 10/15/2023 9:30 | 0.0562 | Vertical |
| 10/16/2023 0:45 | 0.0478 | Vertical |
| 10/17/2023 11:00 | 0.1018 | Longitudinal |
| 10/18/2023 6:45 | 0.058 | Vertical |
| 10/19/2023 22:16 | 0.0555 | Vertical |
| 10/20/2023 12:30 | 0.0711 | Transverse |
| 10/21/2023 12:00 | 0.0701 | Vertical |
| 10/22/2023 15:15 | 0.059 | Vertical |
| 10/23/2023 14:30 | 0.0925 | Vertical |
| 10/24/2023 13:16 | 0.1105 | Transverse |
| 10/25/2023 9:31 | 0.058 | Vertical |
| 10/26/2023 16:30 | 0.0878 | Longitudinal |
| 10/27/2023 15:16 | 0.26 | Longitudinal |
| 10/28/2023 10:31 | 0.0428 | Vertical |
| 10/29/2023 13:01 | 0.0465 | Vertical |
| 10/30/2023 12:45 | 0.2734 | Longitudinal |
| 10/31/2023 10:45 | 0.1167 | Longitudinal |
| 11/1/2023 11:59 | 0.0652 | Longitudinal |
| 11/2/2023 8:30 | 0.0534 | Vertical |
| 11/3/2023 11:02 | 0.431 | Longitudinal |
| 11/4/2023 13:45 | 0.049 | Vertical |
| 11/5/2023 15:45 | 0.0472 | Vertical |
| 11/6/2023 11:46 | 8.3144 | Vertical |
| 11/7/2023 12:59 | 0.0711 | Longitudinal |

| SW Site Vibration Monitor - Maximum Daily Values | | |
|--|-----------------------------------|---|
| Timestamp | Peak Particle Velocity (in./sec.) | Axis (Longitudinal/Transverse/Vertical) |
| 11/8/2023 6:16 | 0.1148 | Longitudinal |
| 11/9/2023 9:32 | 0.0711 | Transverse |
| 11/10/2023 20:32 | 0.0403 | Vertical |
| 11/11/2023 10:32 | 0.0912 | Vertical |
| 11/12/2023 6:59 | 0.0366 | Vertical |
| 11/13/2023 15:45 | 0.1499 | Longitudinal |
| 11/14/2023 8:32 | 0.0636 | Longitudinal |
| 11/15/2023 9:15 | 0.04 | Vertical |
| 11/16/2023 9:30 | 0.2929 | Transverse |
| 11/17/2023 16:30 | 0.2842 | Vertical |
| 11/18/2023 10:30 | 0.0472 | Vertical |
| 11/19/2023 4:45 | 0.0475 | Vertical |
| 11/20/2023 8:00 | 0.0742 | Vertical |
| 11/21/2023 14:46 | 0.7128 | Longitudinal |
| 11/22/2023 12:45 | 0.1083 | Vertical |
| 11/23/2023 0:31 | 0.045 | Vertical |
| 11/24/2023 4:15 | 0.0462 | Vertical |
| 11/25/2023 11:15 | 0.0506 | Vertical |
| 11/26/2023 8:45 | 0.0475 | Vertical |
| 11/27/2023 8:00 | 0.0844 | Vertical |
| 11/28/2023 8:59 | 0.1387 | Longitudinal |
| 11/29/2023 7:31 | 0.063 | Longitudinal |
| 11/30/2023 22:59 | 0.0481 | Vertical |
| 12/1/2023 19:45 | 0.0447 | Vertical |
| 12/2/2023 17:45 | 0.0475 | Vertical |
| 12/3/2023 7:30 | 0.0487 | Vertical |
| 12/4/2023 8:45 | 0.0624 | Vertical |
| 12/5/2023 21:30 | 0.0444 | Vertical |
| 12/6/2023 16:01 | 0.1154 | Vertical |
| 12/7/2023 15:45 | 0.1033 | Vertical |
| 12/8/2023 8:59 | 0.0661 | Transverse |
| 12/9/2023 10:45 | 0.0521 | Vertical |
| 12/10/2023 22:45 | 0.05 | Vertical |
| 12/11/2023 10:59 | 0.1899 | Transverse |
| 12/12/2023 12:52 | 0.301 | Longitudinal |
| 12/13/2023 9:15 | 0.2389 | Vertical |
| 12/14/2023 9:32 | 0.0732 | Transverse |
| 12/15/2023 22:47 | 0.0416 | Vertical |
| 12/16/2023 8:02 | 0.0524 | Vertical |
| 12/17/2023 8:32 | 0.0444 | Vertical |
| 12/18/2023 9:47 | 0.2358 | Longitudinal |
| 12/19/2023 8:41 | 0.7066 | Vertical |
| 12/20/2023 9:56 | 0.0723 | Transverse |

| SW Site Vibration Monitor - Maximum Daily Values | | |
|--|-----------------------------------|---|
| Timestamp | Peak Particle Velocity (in./sec.) | Axis (Longitudinal/Transverse/Vertical) |
| 12/21/2023 16:56 | 0.3404 | Vertical |
| 12/22/2023 8:31 | 0.1759 | Vertical |
| 12/23/2023 2:16 | 0.0599 | Vertical |
| 12/24/2023 22:00 | 0.0695 | Vertical |
| 12/25/2023 10:01 | 0.0608 | Vertical |
| 12/26/2023 16:01 | 0.0624 | Vertical |
| 12/27/2023 16:01 | 0.0906 | Vertical |
| 12/28/2023 15:45 | 0.2222 | Vertical |
| 12/29/2023 9:31 | 0.2209 | Vertical |
| 12/30/2023 14:46 | 0.072 | Vertical |
| 12/31/2023 17:16 | 0.0717 | Vertical |
| 1/1/2024 20:16 | 0.0568 | Vertical |
| 1/2/2024 10:59 | 0.1688 | Vertical |
| 1/3/2024 16:15 | 0.0887 | Vertical |
| 1/4/2024 16:00 | 0.1108 | Vertical |
| 1/5/2024 16:00 | 0.0912 | Vertical |
| 1/6/2024 0:30 | 0.0549 | Vertical |
| 1/7/2024 12:00 | 0.0593 | Vertical |
| 1/8/2024 16:00 | 0.112 | Vertical |
| 1/9/2024 16:00 | 0.1192 | Vertical |
| 1/10/2024 4:15 | 0.0583 | Vertical |
| 1/11/2024 16:01 | 0.0962 | Vertical |
| 1/12/2024 16:01 | 0.086 | Vertical |
| 1/13/2024 19:16 | 0.0528 | Vertical |
| 1/14/2024 7:46 | 0.0593 | Vertical |
| 1/15/2024 8:45 | 0.0614 | Vertical |
| 1/16/2024 11:16 | 0.2588 | Vertical |
| 1/17/2024 14:16 | 0.198 | Vertical |
| 1/18/2024 12:59 | 0.1716 | Vertical |
| 1/19/2024 14:04 | 0.5576 | Vertical |
| 1/20/2024 10:45 | 0.0695 | Vertical |
| 1/21/2024 11:15 | 0.059 | Vertical |
| 1/22/2024 8:29 | 0.8751 | Longitudinal |
| 1/23/2024 12:15 | 0.1353 | Vertical |
| 1/24/2024 13:47 | 0.2591 | Vertical |
| 1/25/2024 11:17 | 0.2442 | Vertical |
| 1/26/2024 10:02 | 0.0676 | Transverse |
| 1/27/2024 17:47 | 0.0537 | Vertical |
| 1/28/2024 1:02 | 0.0407 | Transverse |
| 1/29/2024 15:46 | 0.3171 | Vertical |
| 1/30/2024 15:45 | 0.1759 | Transverse |
| 1/31/2024 15:45 | 0.1195 | Vertical |
| 2/1/2024 15:46 | 0.0937 | Longitudinal |

| SW Site Vibration Monitor - Maximum Daily Values | | |
|--|-----------------------------------|---|
| Timestamp | Peak Particle Velocity (in./sec.) | Axis (Longitudinal/Transverse/Vertical) |
| 2/2/2024 9:15 | 0.2228 | Longitudinal |
| 2/3/2024 12:00 | 0.0357 | Transverse |
| 2/4/2024 22:15 | 0.0335 | Transverse |
| 2/5/2024 8:45 | 0.0726 | Transverse |
| 2/6/2024 12:45 | 0.2445 | Longitudinal |
| 2/7/2024 9:03 | 0.4431 | Longitudinal |
| 2/8/2024 8:55 | 0.3122 | Transverse |
| 2/9/2024 14:46 | 0.8338 | Longitudinal |
| 2/10/2024 8:30 | 0.0307 | Transverse |
| 2/11/2024 22:17 | 0.0242 | Transverse |
| 2/12/2024 13:44 | 0.615 | Longitudinal |
| 2/13/2024 11:17 | 0.2299 | Longitudinal |
| 2/14/2024 8:17 | 0.0438 | Longitudinal |
| 2/15/2024 9:32 | 0.0596 | Longitudinal |
| 2/16/2024 9:30 | 0.1136 | Vertical |
| 2/17/2024 0:30 | 0.0276 | Transverse |
| 2/18/2024 20:30 | 0.0273 | Transverse |
| 2/19/2024 22:30 | 0.0298 | Longitudinal |
| 2/20/2024 13:46 | 0.054 | Longitudinal |
| 2/21/2024 14:59 | 0.0313 | Transverse |
| 2/22/2024 10:08 | 0.3159 | Vertical |
| 2/23/2024 8:45 | 0.153 | Longitudinal |
| 2/24/2024 0:30 | 0.0298 | Transverse |
| 2/25/2024 18:45 | 0.0335 | Transverse |
| 2/26/2024 13:15 | 0.1415 | Transverse |
| 2/27/2024 10:00 | 0.0919 | Vertical |
| 2/28/2024 14:00 | 0.0425 | Vertical |
| 2/29/2024 8:30 | 0.0344 | Vertical |
| 3/1/2024 10:45 | 0.0264 | Vertical |
| 3/2/2024 1:16 | 0.0251 | Transverse |
| 3/3/2024 12:32 | 0.0186 | Transverse |
| 3/4/2024 12:30 | 0.0223 | Transverse |
| 3/5/2024 14:45 | 0.0543 | Longitudinal |
| 3/6/2024 12:30 | 3.1028 | Longitudinal |
| 3/7/2024 12:02 | 0.3181 | Longitudinal |
| 3/8/2024 12:10 | 8.5322 | Transverse |
| 3/9/2024 15:30 | 0.0493 | Transverse |
| 3/10/2024 22:45 | 0.0531 | Transverse |
| 3/11/2024 14:41 | 5.8952 | Longitudinal |
| 3/12/2024 11:34 | 5.256 | Transverse |
| 3/13/2024 10:43 | 3.3464 | Transverse |
| 3/18/2024 14:15 | 0.031 | Vertical |
| 3/19/2024 9:00 | 0.0465 | Longitudinal |

| SW Site Vibration Monitor - Maximum Daily Values | | |
|--|-----------------------------------|---|
| Timestamp | Peak Particle Velocity (in./sec.) | Axis (Longitudinal/Transverse/Vertical) |
| 3/20/2024 9:00 | 0.1871 | Vertical |
| 3/21/2024 8:30 | 0.1161 | Vertical |
| 3/22/2024 11:45 | 0.0549 | Vertical |
| 3/23/2024 7:46 | 0.0223 | Transverse |
| 3/24/2024 11:45 | 0.0242 | Transverse |
| 3/25/2024 15:59 | 0.0559 | Longitudinal |
| 3/26/2024 14:32 | 0.2681 | Transverse |
| 3/27/2024 15:47 | 0.0301 | Vertical |
| 3/28/2024 11:42 | 0.0915 | Transverse |
| 3/29/2024 9:59 | 0.0531 | Longitudinal |
| 3/30/2024 14:31 | 0.0251 | Transverse |
| 3/31/2024 9:46 | 0.0217 | Transverse |
| 4/1/2024 11:59 | 0.0959 | Transverse |
| 4/2/2024 11:15 | 0.0245 | Vertical |
| 4/3/2024 10:32 | 0.0375 | Vertical |
| 4/4/2024 22:45 | 0.0413 | Longitudinal |
| 4/5/2024 11:46 | 0.0375 | Transverse |
| 4/6/2024 9:46 | 0.0217 | Transverse |
| 4/7/2024 11:30 | 0.0205 | Transverse |
| 4/8/2024 14:31 | 0.0282 | Transverse |
| 4/9/2024 7:59 | 0.0261 | Transverse |
| 4/10/2024 7:47 | 0.0407 | Longitudinal |
| 4/11/2024 9:30 | 0.1688 | Vertical |
| 4/12/2024 8:45 | 0.122 | Vertical |
| 4/13/2024 10:30 | 0.0192 | Vertical |
| 4/14/2024 23:45 | 0.0186 | Transverse |